



VIPS Trading

We've got what you need

Motorcycle Parts Dealer Catalogue
2024 Final










TABLE OF CONTENT

| | | | | | |
|------------------------------|----|----------------------------|----|------------------------|----|
| AIRFILTERS | 1 | FUEL COCKS AND PUMPS | 39 | RING SETS | 10 |
| AXLE BOLTS | 43 | FUSE AND FUSE HOLDERS | 24 | ROCKER SETS | 7 |
| BATTERIES | 50 | FUEL GAUGES- FLOAT | 39 | ROLLERS | 16 |
| BEARINGS | 18 | FUEL PIPE | 12 | RIM VALVES | 37 |
| BOLTS AXLE | 43 | FUEL FILTER | 39 | RIMS | 31 |
| BRAKE PADS AND SHOES | 29 | FLICKER RELAY UNITS | 24 | RUBBERS PANEL | 46 |
| BRAKE RODS | 44 | GASKET SETS | 14 | SHOCKS | 31 |
| BRAKE DISKS | 30 | GEAR SELECTING LEVERS | 33 | SHOCK SEALS | 31 |
| BRAKE DISK BOLTS | 30 | GEAR BOXES | 11 | SPARK PLUGS | 5 |
| BRAKE CALIPERS | 35 | GRIP SETS | 32 | SPEEDO DRIVES | 46 |
| BRAKE LEVERS | 33 | GUIDES TIMING CHAIN | 8 | SPEEDO LENSES | 40 |
| BRUSH SETS STARTER | 22 | HALFMOONS | 47 | SEATS | 27 |
| BULBS | 25 | HEAT SHRINK | 23 | SPROCKETS | 42 |
| BULB HOLDERS | 26 | HEAD LIGHT | 26 | SPROCKET PARTS | 43 |
| BUSHES | 45 | HEAD AND HEAD ACCESSORIES | 5 | STARTER BRUSH SETS | 22 |
| CASINGS | 31 | HOOTER | 24 | STARTER CLUTCH | 16 |
| CABLES | 48 | HUBS REAR | 44 | STATOR COIL | 20 |
| CALIPERS BRAKE | 35 | INSTRUMENT CLUSTERS | 40 | STAND MAIN | 33 |
| CAMSHAFTS | 6 | INTAKE MANIFOLD | 41 | STARTER RELAY | 22 |
| CARBURATORS | 38 | INDICATORS | 27 | STARTER MOTORS | 22 |
| CASING | 28 | INDICATOR RELAY | 24 | STUDS REAR WHEEL SCREW | 45 |
| CARBURATOR DIAPHRAMS | 39 | IGNITION COILS | 19 | SUMP PLUGS | 12 |
| CARBURATOR REPAIR KITS | 39 | IGNITION AND IGNITION SETS | 24 | SUPPRESSOR CAPS | 5 |
| CELL PHONE HOLDERS | 28 | J PIPE | 1 | SWITCHES | 28 |
| CDI'S | 21 | KEYWAY | 8 | SWITCHES CONTROL | 28 |
| CLUSTERS INSTRUMENT | 40 | KICK START GEAR | 33 | SWING ARM BUSHES | 45 |
| CRANKS | 8 | KICK START LEVER | 33 | TANKS FUEL | 40 |
| CRANK KEYWAY | 8 | KICK START BUSH | 33 | TENTIONER TIMING CHAIN | 7 |
| CYLINDER SETS | 2 | LEVERS, GEAR LEVERS | 32 | THROTTLE BASE | 28 |
| CHAINS | 43 | LIGHTS | 26 | TOOLS | 19 |
| CHAIN TENTIONER/ADJUSTER | 44 | MASTER CYLINDERS | 34 | TOP BOXES | 47 |
| CHAINS TIMING, CAMSHAFT | 7 | MASTER CYLINDER REPAIR KIT | 34 | TUBES | 37 |
| CHOKE | 39 | MANIFOLDS | 41 | TUBELESS VALVE | 37 |
| CLUTCHES, CG, CD110, PITBIKE | 17 | MANIFOLD GASKETS | 41 | TIMING CHAIN | 7 |
| CLUTCHES, CVT, REAR CLUTCH | 16 | MAIN STAND | 33 | TIMING CHAIN GUIDES | 8 |
| CLUTCHES BACK | 17 | MIRRORS | 47 | TIMING CHAIN TENTIONER | 7 |
| CLUTCH SLIDES | 16 | MUFFLERS | 46 | TYRES | 36 |
| CLUTCH ROLLERS | 16 | MUFFLER CLAMPS | 47 | TYRE FIX | 36 |
| COILS STATOR, PICK-UP | 20 | OIL SEAL KITS | 19 | VALVES | 13 |
| COILS IGNITION | 19 | OIL FILTER | 11 | VALVE SPRING KITS | 5 |
| CONTROL SWITCHES | 28 | OIL PUMPS | 11 | VALVE STEM SEALS | 5 |
| COOLING COVERS | 1 | PANEL RUBBERS | 46 | VOLTAGE REGULATORS | 23 |
| DIPSTICK OIL | 12 | PANELS | 31 | WATER PUMPS | 39 |
| DISKS BRAKE | 30 | PISTON & RINGS KIT | 9 | WIRE ADAPTORS | 23 |
| DAMPERS REAR | 46 | PULLSTART CLUTCH | 35 | YOKES | 35 |
| DRIVEBELTS | 18 | PULLSTART UNIT | 35 | YOKE BEARINGS | 18 |
| ENGIN MOUNTINGS BUSHES | 45 | PUSH RODS | 11 | | |
| EXHAUST STUDS | 5 | PUMPS FUEL AND WATER | 39 | | |
| EXHAUST GASKETS | 15 | RELAY STARTER | 22 | | |
| FORK SEALS | 31 | REGULATORS VOLTAGE | 21 | | |

| AIRFILTERS | | | |
|---|--|--|---|
|  | <p>CODE: AIR 001 DESCRIPTION: TRIANGLE MODEL: GY6</p> |  | <p>CODE: AIR 002 DESCRIPTION: ROUND MODEL: GY6</p> |
|  | <p>CODE: AIR 014 DESCRIPTION: HONDA XR HOLE TO HOLE 81MM AND 109MM MODEL: HONDA XR</p> |  | <p>CODE: AIR 036 DESCRIPTION: HONDA ELITE MODEL: HONDA ELITE</p> |
|  | <p>CODE: AIR 034 DESCRIPTION: HONDA ACE MODEL: HONDA ACE</p> |  | <p>CODE: AIR 015 DESCRIPTION: POCKET BIKE MODEL: POCKET BIKE/ PULLSTART</p> |
|  | <p>CODE: AIR 008 DESCRIPTION: GY6 SQUARE MODEL: GY6</p> |  | <p>CODE: AIR 012 DESCRIPTION: LINHAI 260 ATV UNIVERSAL MODEL: ATV UNIVERSAL</p> |
|  | <p>CODE: AIR 033 DESCRIPTION: YBR 125 MODEL: YBR 125</p> |  | <p>CODE: AIR 035 DESCRIPTION: XR 125 XR 125 MODEL: XR 125</p> |
|  | <p>CODE: AIR 013 DESCRIPTION: SUZUKI AN 125 MODEL: GY6</p> |  | <p>CODE: AIR 038 DESCRIPTION: CGL 125/150 MODEL: VELOCITY</p> |
|  | <p>CONE FILTERS</p> |  | <p>PITBIKE AIR FILTERS</p> |
| | <p>CODE: AIR 003 32MM</p> | | <p>CODE: AIR 010 42MM</p> |
| | <p>CODE: AIR 004 35MM</p> | | <p>CODE: AIR 007 35MM</p> |
| | <p>CODE: AIR 005 38MM</p> | | <p>CODE: AIR 006 38MM</p> |
|  | <p>CODE: PIPE 003 DESCRIPTION: J PIPE MODEL: GY6</p> |  | <p>CODE: COOL 001 DESCRIPTION: COOLING COVERS GY6 125 TO 150 MODEL: GY6</p> |

SCOOTER CYLINDERS

| | | | |
|--|---|--|---|
|  <p>CODE: CYL 002 MODEL: GY6 125 CENTRE HEIGHT: 69MM TIMING CHAIN PISTON: 52.4 MM PIN: 15MM</p> |  <p>CODE: CYL 003 MODEL: GY6 150 CENTRE HEIGHT: 69MM TIMING CHAIN PISTON: 57.4 MM PIN: 15MM</p> | <p>CENTRE-GY6</p>  | <p>OFFSET-WH</p>  |
|  <p>CODE: CYL 008 MODEL: WH 125 OFFSET HEIGHT: 69MM TIMING CHAIN PISTON: 52.4 MM PIN: 15MM</p> |  <p>CODE: CYL 007 MODEL: WH150 OFFSET HEIGHT: 69MM TIMING CHAIN PISTON: 57.4 MM PIN: 15MM</p> |  <p>CODE: CYL 013 MODEL: WH170 OFFSET HEIGHT: 69MM TIMING CHAIN PISTON: 61MM PIN: 15MM</p> <p>FITS MOST 170CC SCOOTERS</p> | |

CG CYLINDER SETS PUSHROD

| | | |
|---|---|---|
|  <p>CODE: CYL 004 MODEL: CG 125 HEIGHT: 68MM PUSHROD PISTON: 56.5 MM PIN: 15MM</p> |  <p>CODE: CYL 028 MODEL: CG 125 HEIGHT: 69 MM HONDA PUSHROD JWPB PISTON: 56.5MM PIN: 13MM</p> |  <p>CODE: CYL 005 MODEL: CG 150 HEIGHT: 68MM PUSHROD PISTON: 62MM PIN: 15MM</p> |
|  <p>CODE: CYL 005A MODEL: CG 150 HEIGHT: 68MM PUSHROD PISTON: 62MM PIN: 15MM BLACK IN COLOR</p> |  <p>CODE: CYL 006 MODEL: CG 200 HEIGHT: 76.5MM PUSHROD PISTON: 63 MM PIN: 15MM</p> |  <p>CODE: CYL 021 MODEL: LX 200 HEIGHT: 76MM PUSHROD PISTON: 63.5MM PIN: 15MM</p> |
|  <p>CODE: CYL 010 MODEL: CG 250 HEIGHT: 80MM PUSHROD PISTON: 67MM PIN: 16MM</p> | | |

CB CYLINDER SETS CHAIN DRIVE

| | | |
|---|---|--|
|  <p>CODE: CYL 011 MODEL: E-STORM CB 125 HEIGHT: 68MM TIMING CHAIN PISTON: 56.5MM PIN: 15MM</p> |  <p>CODE: CYL 012 MODEL: CB150 HEIGHT: 68MM TIMING CHAIN PISTON: 62MM PIN: 15MM</p> |  <p>CODE: CYL 020 MODEL: CB200 HEIGHT: 76MM TIMING CHAIN PISTON: 63.5MM PIN: 15MM</p> |
|  <p>CODE: CYL 019 MODEL: CB250 HEIGHT: 81MM TIMING CHAIN PISTON: 65.5MM PIN: 15MM</p> |  <p>CODE: CYL 025 MODEL: GN125 EN HEIGHT: 69.5MM TIMING CHAIN PISTON: 57MM PIN: 14MM</p> <p>FLAT TOP PISTON</p> |  <p>CODE: CYL 015 MODEL: GN125 EN HEIGHT: 69.5MM TIMING CHAIN PISTON: 57MM PIN: 14MM</p> <p>DOMED PISTON</p> |

OTHER CYLINDER SETS



CODE: CYL 014
MODEL:YBR125
 HEIGHT: 65MM
 TIMING CHAIN
 PISTON: 54MM
 PIN: 15MM



CODE: CYL 024A
MODEL:BWS100
 HEIGHT: 86MM
 2 STROKE
 BORE: 52MM
 CYLINDER SET
 JWBP



CODE: CYL 017
MODEL: LINHAI 260
 HEIGHT: 83MM
 TIMING CHAIN
 PISTON: 70MM
 PIN: 17MM



CODE: CYL 018
MODEL: LINHAI 300
 HEIGHT: 83.5MM
 TIMING CHAIN
 PISTON: **72MM**
 PIN: 17MM



CODE: CYL 026
MODEL: YP250
 HEIGHT: 83MM
 TIMING CHAIN
 PISTON: **69MM**
 PIN: 17MM



CODE: CYL 001
MODEL: CD110
 HEIGHT: 69MM
 TIMING CHAIN
 PISTON: **52.4 MM**
 PIN: **13MM**










CODE: CYL 027
MODEL:XR125L CBF 125
 HEIGHT: 62MM
 JWBP
 PISTON: **52.4MM**
 PIN: **13MM**



CODE: CYL 029
MODEL:HONDA HONDA ACE125
 JWBP
 PISTON: **52.4MM**

CYLINDER HEADS

| | | | | | |
|---|---------------------|----------------|----------------|--|---|
|  | CODE: | HEAD001 | HEAD002 |  | |
| | MODEL: | GY6 125 | GY6 150 | | |
| | HEIGHT: | 60 MM | 60 MM | CODE: HEAD 20 MODEL:GY6 150 HEIGHT: 72MM VALVES INCL. THIS IS A GY6 HEAD NOT WH | |
| | VALVES | YES | YES | | |
| | CENTRE | YES | YES | | |
| | | | | | |
|  | CODE: | HEAD005 | HEAD006 | CODE: HEAD 20 MODEL:GY6 150 HEIGHT: 72MM VALVES INCL. THIS IS A GY6 HEAD NOT WH | |
| | MODEL: | GY6125 | GY6 150 | | |
| | HEIGHT: | 60MM | 60MM | | |
| | VALVES | YES | YES | | |
| | CENTRE | YES | YES | | |
| | SECONDARY | | | | |
| | AIR SYSTEM | Incl | | | |
| | | | | | |
|  | CODE: | HEAD13 | HEAD14 | HEAD19 | |
| | MODEL: | WH125 | WH150 | WH170 | |
| | HEIGHT: | 72MM | 72MM | 64MM | |
| | VALVES | YES | YES | YES | |
| | OFF CENTRE | YES | YES | YES | |
| | | | | | |
|  | CODE: | HEAD008 | HEAD10 | HEAD12 | HEAD011 |
| | MODEL: | CG125 | CG150 | CG200 | CG250 |
| | HEIGHT: | 82MM | 82MM | 82MM | 82MM |
| | VALVES INCLUDED | YES | YES | YES | YES |
|  | CODE: | HEAD16 | HEAD17 | HEAD18 | HEAD18 WILL FIT CB250 WITH 65.5MM PISTON |
| | MODEL: | CB125 | CB150 | CB200 | |
| | HEIGHT: | 82MM | 82MM | 82MM | |
| | VALVES INCLUDED | NO | YES | YES | |
| | | | | | |
| | | | | | |
|  | CODE: HEAD25 | | | | |
| | MODEL: GN125 | | | | |
| | HEIGHT: 78MM | | | | |
| | /ALVES INCLUDED | | | | |

VALVE SPRING AND COTTER SETS



CODE: VAL 011
MODEL: **GY6**
VALVE SPRING
AND COTTER
KIT GY6 125/150



CODE: VAL 012
MODEL: **CG**
VALVE SPRING
AND COTTER
KIT



CODE: VAL 020
MODEL: **LINHAI**
VALVE SPRING
AND COTTER
KIT

VALVE STEM SEALS



CODE: VAL 10
MODEL: **GY6**
SET OF 2



CODE: VAL 11
MODEL: **CG**
SET OF 2



CODE: VAL 015
MODEL: **LINHAI**
RUSTLER 260
SET OF 2

HEAD STUDS



CODE: MUFF 005
MODEL: **GY6**
6MM HEAD STUD
SET OF 2



CODE: MUFF 006
MODEL: **GY6**
8MM HEAD STUD
SET OF 2




CODE: MUFF 007
MODEL: **CG**
6MM HEAD STUD
SET OF 2

HEAD ACCESSORIES OTHER




CODE: HEAD 15
MODEL: **GY6**
PCV PLATE
WITH GASKET



CODE: MUFF 002
MODEL: **CG**
HALF MOONS
MUFLER



CODE: HEAD T 2
MODEL: **GY6**
TAPPIT COVER



CODE: HEAD T 1
MODEL: **GY6**
TAPPIT COVER



CODE: GAS 050
MODEL: **GY6**
TAPPIT COVER
GASKET GY6



CODE: GAS 055
MODEL: **WH 125**
TAPPIT COVER
GASKET GY6

SPARK PLUGS



CODE: SPLUG001
C7HSA

CODE: SPLUG002
D8EA

CODE: SPLUG003
BPM7A/L7TC

CODE: SPLUG004
BM6A

CODE: SPLUG005
CR9E

CODE: SPLUG006
BP6HS

SPLUG007
CR7E

SPLUG008
CR8E

SUPPRESSOR CAPS



CODE: SUPRES001
SUPPRESS 001
MODEL: **GY6**



CODE: SUPRES002
SUPPRESS 002
MODEL: **CG**

CAMSHAFTS

| | | | |
|---|---|---|---|
|  | <p>CODE: CAM 001 MODEL: GY6 125/150 CAMSHAFT</p> |  | <p>CODE: CAM 002 MODEL: WH 125/150 CAMSHAFT</p> |
|  | <p>CODE: CAM 004 MODEL:GY6/WH WH/GY6 170 CAMSHAFT</p> |  | <p>CODE: CAM 007 MODEL: GY6 50/80cc CAMSHAFT</p> |
|  | <p>CODE: CAM 006 MODEL: CB/WY CB 125/150 CAMSHAFT</p> |  | <p>CODE: CAM 012 MODEL: GN125 CAMSHAFT WITH CAM GEAR</p> |
|  | <p>CODE: CAM 009 MODEL:CB/WY CB200/250 CAMSHAFT</p> |  | <p>CODE: CAM 005 MODEL: WH 170 GY6/WH170 CAMSHAFT AND CAM HOLDER SET</p> |
|  | <p>CODE: CAM 003 MODEL: BEARING CAMSHAFT GY6 125/150 6002</p> | <p>CAMSHAFT GEARS AND TENTIONER SETS</p> | |
| | <p>CODE: CHA 012 MODEL: HONDA ACE TIMING CHAIN AND TENTIONER KIT</p> | | <p>CODE: CAM 018 MODEL: CB CB125/150 CAMSHAFT GEAR</p> |
| <p>CODE: CHA 012 MODEL: CD 110 CAM GEAR AND TIMING CHAIN KIT</p> | | | <p>CODE: CAM 018 MODEL: CB CB125/150 CAMSHAFT GEAR</p> |






CAMSHAFT GEARS AND TENTIONER SETS

| | | | |
|---|---|---|---|
|  | <p>CODE: CHA 012 MODEL: HONDA ACE TIMING CHAIN AND TENTIONER KIT</p> |  | <p>CODE: CAM 018 MODEL: CB CB125/150 CAMSHAFT GEAR</p> |
| <p>CODE: CHA 012 MODEL: CD 110 CAM GEAR AND TIMING CHAIN KIT</p> |  |  | <p>CODE: CAM 018 MODEL: CB CB125/150 CAMSHAFT GEAR</p> |

| | | | |
|---|--|---|---|
| <p>CODE: CHA 012 MODEL: CD 110 CAM GEAR AND TIMING CHAIN KIT</p> |  |  | <p>CODE: CAM 018 MODEL: CB CB125/150 CAMSHAFT GEAR</p> |
|---|--|---|---|

| | | | |
|---|--|---|---|
| <p>CODE: CHA 012 MODEL: CD 110 CAM GEAR AND TIMING CHAIN KIT</p> |  |  | <p>CODE: CAM 018 MODEL: CB CB125/150 CAMSHAFT GEAR</p> |
|---|--|---|---|

ROCKERS








| | | | |
|---|--|--|--|
|  | <p>CODE: ROCK 001 MODEL: CG CG125/150 ROCKER ASSEMBLY</p> |  | <p>CODE: ROCK 002 MODEL: GY6 GY6 125/150 ROCKER ASSEMBLY</p> |
|  | <p>CODE: ROCK 003 MODEL: CB CB125/150 ROCKER ASSEMBLY</p> | <p>CODE: ROCK 004 MODEL: CB CB 200/250 ROCKER ASSEMBLY</p> | <p>CODE: CAM 005 MODEL: WH 170 GY6/WH170 ROCKER AND CAM SET</p>  |
|  | <p>CODE: ROCK 005 MODEL: CG ROCKER ARM SET</p> | | |














TIMING CHAIN TENTIONER

| | | | | | |
|---|---|--|--|--|--|
|  | <p>CODE: CAM TEN 001 MODEL: GY6 TIMING CHAIN TENTIONER GY6 125/150</p> |  | <p>CODE: CAM TEN 002 MODEL: CB TIMING CHAIN TENTIONER CB 125/150</p> |  | <p>CODE: CAM TEN 003 MODEL: CH250/LINHAI TIMING CHAIN TENTIONER</p> |
|  | <p>CODE: CAM TEN 004 MODEL: GN 125 TIMING CHAIN TENTIONER GN 125</p> |  | <p>CODE: CAM TEN 005 MODEL: WH 125 TIMING CHAIN TENTIONER WH125/150</p> | | |

TIMING CHAINS AND OIL PUMP CHAINS

| | | | | |
|---|---|--|--|--|
|  | <p>CODE: CHA 003 MODEL: GY6 GY6 125/150 90 LINKS</p> | <p>CODE: CHA 004 MODEL: GY6 GY6 125/150 92 LINKS</p> | <p>CODE: CHA 004A MODEL: GY6 GY6 125/150 94 LINKS</p> | <p>CODE: CHA 007 MODEL: GY6 OIL PUMP CHAIN 44 LINKS</p> |
|  | <p>CODE: CHA 006 MODEL: LINHAI LINHAI 260 TIMING CHAIN 104 LINKS</p> | | | |
|  | <p>CODE: CHA 005 MODEL: CB/WY 25H TIMING CHAIN 100 LINKS</p> | <p>CODE: CHA 005A MODEL: CB/WY 25H TIMING CHAIN 104 LINKS</p> | <p>CODE: CHA 005B MODEL: CB/WY 25H TIMING CHAIN 102 LINKS</p> | |
|  | <p>CODE: CHA 013A MODEL: CB/WY 3X4 TIMING CHAIN 100 LINKS</p> | <p>CODE: CHA 013B MODEL: CB/WY 3X4 TIMING CHAIN 102 LINKS</p> | <p>CODE: CHA 013C MODEL: CB/WY 3X4 TIMING CHAIN 104 LINKS</p> | |
|  | <p>CODE: CHA 012 MODEL: CD110 TIMING CHAIN AND TENTIONER</p> <p>CODE: CHA 012A MODEL: HONDA ACE TIMING CHAIN AND TENTIONER KIT</p>  | | | |

| GUIDES TIMING CHAIN | | | | | |
|--|---|---|---|---|--|
|  | CODE: GUIDE 1 MODEL: GY6 GY6 125/150 TIMING CHAIN |  | CODE: GUIDE 2 MODEL: CB CB 125/150 TIMING CHAIN |  | CODE: GUIDE 3 MODEL: GN 125 GN 125 TIMING CHAIN |
|  | CODE: GUIDE 4 MODEL: LINHAI LINHAI 260 TIMING CHAIN |  | CODE: GUIDE 5 MODEL: YBR 125 TIMING CHAIN |  | CODE: GUIDE 6 MODEL: XR 125 CBF 150 TIMING CHAIN |
| CRANK KEYWAY | | | | | |
|  | | | | CODE: CRA 003 MODEL: GY6 KEYWAY CRANK | |

| CRANK SHAFTS | | | |
|---|--|--|---|
|  | CODE: CRA 001 MODEL: GY6 GY6 125/150 CRANK SHAFT PIN SIZE: 15MM |  | CODE: CRA 008 MODEL: GY6 170 GY6/WH 170 CRANK SHAFT PIN SIZE: 15MM |
|  | CODE: CRA 002 MODEL: CG CG 125/150 CRANK SHAFT PUSH ROD TYPE PIN SIZE: 15MM |  | CODE: CRA 002 MODEL: CG CG 125/150 CRANK SHAFT PUSH ROD TYPE PIN SIZE: 13MM |
|  | CODE: CRA 45 MODEL: HONDA XR125 CRANK SHAFT PUSH ROD TYPE |  | CODE: CRA 45a MODEL: HONDA XR125 CRANK BEARING CRANK 2ND BEARING PUSH ROD TYPE |
|  | CODE: CRA 005 MODEL: CG 200 CG 200 CRANK SHAFT PUSH ROD TYPE PIN SIZE: 15MM | | |
|  | CODE: CRA 006 MODEL: CG 250 CG 250 CRANK SHAFT PUSH ROD TYPE PIN SIZE: 16MM |  | CODE: CRA 011 MODEL: CH 250 250 SCOOTER CRANK SHAFT PIN SIZE: 17MM |
|  | CODE: CRA 009 MODEL: LINHAI LINHAI 260 CRANK SHAFT C300 PIN SIZE: 17MM |  | CODE: CRA 010 MODEL: CBB 250 BALANCE SHAFT CRANK SHAFT PIN SIZE: 15MM |
|  | CODE: CRA 012 MODEL: CG 250 BALANCE SHAFT CRANK SHAFT PUSH ROD TYPE PIN SIZE: 15MM |  | CODE: CRA 007 MODEL: CD110 CD110 SEMI AUTOMATIC SHORT SHAFT PIN SIZE: 13MM |


PISTON KITS COMPLETE WITH RINGS, GUDGING PIN, CLIPS

| | | |
|--|---|---|
|  <p>CODE: PIS 001 MODEL: GY6 125 WIDTH: 52.4MM HEIGHT: 37MM G PIN: 15MM G PIN TO TOP: 12MM</p> <p>VALVE CLEARANCE/FLAT TOP 52.4*1.0*1.0*2.0</p> |  <p>CODE: PIS 002 MODEL: GY6 150 WIDTH: 57.4MM HEIGHT: 38.5 G PIN: 15MM G PIN TO TOP: 13MM</p> <p>VALVE CLEARANCE/FLAT TOP 57.4*1.0*1.0*2.0</p> |  <p>CODE: PIS 013 MODEL: GY6 150 O/S WIDTH: 58MM HEIGHT: 38MM G PIN: 15MM G PIN TO TOP: 12MM</p> <p>VALVE CLEARANCE/FLAT TOP 58*1.0*1.0*2.0</p> |
|  <p>CODE: PIS 006 MODEL: WH 125 WIDTH: 52.4MM HEIGHT: 37MM G PIN: 15MM G PIN TO TOP: 12MM</p> <p>VALVE CLEARANCE/FLAT TOP 52.4*1.0*1.0*2.0</p> |  <p>CODE: PIS 007 MODEL: CD 110 WIDTH: 52.4MM HEIGHT: 37MM G PIN: 13MM G PIN TO TOP: 12MM</p> <p>VALVE CLEARANCE/FLAT TOP 52.4*1.0*1.0*2.0</p> |  <p>CODE: PIS 012 MODEL: DY 90 WIDTH: 47MM HEIGHT: 41MM G PIN: 13MM G PIN TO TOP: 13MM</p> <p>VALVE CLEARANCE/FLAT TOP 47*1.0*1.0*2.0</p> |
|  <p>CODE: PIS 014 MODEL: LF 125 WIDTH: 52MM HEIGHT: 37.5MM G PIN: 14MM G PIN TO TOP: 13MM</p> <p>VALVE CLEARANCE/FLAT TOP 52*1.0*1.0*2.0</p> |  <p>CODE: PIS 009 MODEL: GY6/WH 170 WIDTH: 61MM HEIGHT: 38.5MM G PIN: 15MM G PIN TO TOP: 12MM</p> <p>VALVE CLEARANCE/FLAT TOP 61*1.0*1.0*2.0</p> |  <p>CODE: PIS 021 MODEL: CG 125 WIDTH: 56.5MM HEIGHT: 38 MM G PIN: 13MM G PIN TO TOP: 15.5MM</p> <p>VALVE CLEARANCE/FLAT TOP 56.5*0.8*0.8*2.0</p> |
|  <p>CODE: PIS 003 MODEL: CG 125 WIDTH: 56.5MM HEIGHT: 52MM G PIN: 15MM G PIN TO TOP: 15MM</p> <p>VALVE CLEARANCE/SLIGHTLY DOMED TOP 56.5*1.2*1.2*2.5</p> |  <p>CODE: PIS 004 MODEL: CG 150 WIDTH: 62MM HEIGHT: 50MM G PIN: 15MM G PIN TO TOP: 16MM</p> <p>VALVE CLEARANCE/FLAT TOP 62*1.5*1.5*2.5</p> |  <p>CODE: PIS 010 MODEL: CG 200 WIDTH: 63MM HEIGHT: 50MM G PIN: 15MM G PIN TO TOP: 16MM</p> <p>VALVE CLEARANCE/DOMED TOP 63*1.0*1.0*2.0</p> |
|  <p>CODE: PIS 008 MODEL: CG 250 WIDTH: 67MM HEIGHT: 46.5MM G PIN: 16MM G PIN TO TOP: 16.5MM</p> <p>VALVE CLEARANCE/SLIGHTLY DOMED TOP 67*1.2*1.2*2.5</p> |  <p>CODE: PIS 005 MODEL: CB 200 WIDTH: 63.5MM HEIGHT: 45MM G PIN: 15MM G PIN TO TOP 14.5MM</p> <p>VALVE CLEARANCE/FLAT TOP 63.5*1.0*1.0*2.5</p> |  <p>CODE: PIS 011 MODEL: CB 250 WIDTH: 65.5MM HEIGHT: 43MM G PIN: 15MM G PIN TO TOP: 15MM</p> <p>VALVE CLEARANCE/FLAT TOP 65.5*0.8*0.8*2.8</p> |
|  <p>CODE: PIS 019 MODEL: GN 125 WIDTH: 57MM HEIGHT: 41MM G PIN: 14MM G PIN TO TOP: 14MM</p> <p>VALVE CLEARANCE/FLAT TOP 57*1.0*1.0*2.0</p> |  <p>CODE: PIS 020 MODEL: XR 125 WIDTH: 52,4MM HEIGHT: 37.5MM G PIN: 13MM G PIN TO TOP: 14MM</p> <p>VALVE CLEARANCE/SUNKEN TOP 52,4*0.8*0.8*1.5</p> |  <p>CODE: PIS 017 MODEL: YP 250 WIDTH: 69MM HEIGHT: 49MM G PIN: 17MM G PIN TO TOP: 16MM</p> <p>VALVE CLEARANCE/FLAT TOP 69*1.0*1.0*1.5</p> |

PISTON KITS CONTINUE

| | | |
|---|---|--|
|  <p>CODE: PIS 018 MODEL: CH 250 WIDTH: 72MM HEIGHT: 45.5MM G PIN: 17MM G PIN TO TOP: 14MM</p> <p>VALVE CLEARANCE/FLAT TOP 72*1.0*1.0*2.5</p> |  <p>CODE: PIS 015 MODEL: LINHAI 260 WIDTH: 70MM HEIGHT: 42MM G PIN: 17MM G PIN TO TOP: 12MM</p> <p>VALVE CLEARANCE/FLAT TOP 70*1.0*1.0*1.5</p> |  <p>CODE: PIS 016 MODEL: LINHAI 300 WIDTH: 72MM HEIGHT: 42MM G PIN: 17MM G PIN TO TOP: 12MM</p> <p>VALVE CLEARANCE/FLAT TOP 72*1.0*1.0*2.0</p> |
|  <p>CODE: PIS 024 MODEL: CBF/CRF150 XR150L 2014-2018 57.30x0.8x0.8x1.5 WIDTH: 57.3MM HEIGHT: 35 MM G PIN: 14MM G PIN TO TOP: 13.5MM</p> <p>VALVE CLEARANCE/SUNKEN TOP</p> |  <p>CODE: PIS 023 MODEL: BWS 100 WIDTH: 52MM HEIGHT: 60.5MM G PIN: 14MM G PIN TO TOP: 26.5MM</p> <p>VALVE CLEARANCE/SLIGHTLY DOMED TOP</p> |  <p>CODE: PIS 026 MODEL: WAVE 125 WIDTH: 54MM HEIGHT: 37.5MM G PIN: 14MM G PIN TO TOP: 13MM</p> <p>VALVE CLEARANCE/SLIGHTLY DOMED 54*1.0*1.0*2.0</p> |
|  <p>CODE: PIS 027 MODEL: YBR 125 WIDTH: 54MM</p> |  <p>CODE: PIS 030 MODEL: CG 150 VELOCITY WIDTH: 62MM HEIGHT: 50MM G PIN: 13MM</p> <p>62mm 1.0*1.0*2.0 G PIN TO TOP: 15MM</p> |  <p>CODE: PIS 031 MODEL: Honda ACE</p> |

RINGS

| | | | | |
|--|---|--|---|---|
|  | <p>CODE: RING 001 MODEL: GY6 125 SIZE: 52.4MM 52.4*1.0*1.0*2.0</p> | <p>CODE: RING 002 MODEL: GY6 150 SIZE: 57.4MM 57.4*1.0*1.0*2.0</p> | <p>CODE: RING 003 MODEL: CG 125 SIZE: 56.5MM 56.5*1.2*1.2*2.5</p> | <p>CODE: RING 004 MODEL: CG 150 SIZE: 62MM 62*1.5*1.5*2.5</p> |
| | <p>CODE: RING 005 MODEL: CG200 SIZE: 63MM 63*1.0*1.0*2.0</p> | <p>CODE: RING 006 MODEL: CG 250 SIZE: 67MM 67*1.2*1.2*2.5</p> | <p>CODE: RING 007 MODEL: CB 200 SIZE: 63.5MM 63.5*1.0*1.0*2.5</p> | <p>CODE: RING 008 MODEL: CB 250 SIZE: 65.5MM 65.5*0.8*0.8*2.8</p> |
| | <p>CODE: RING 011 MODEL: HONDA XR125 SIZE: 52.4MM NOTE RING SIZES 52.4*0,8*0,8*1,5</p> | <p>CODE: RING 012 MODEL: CG125 SIZE: 56.5MM 56.5*0.8*0.8*2.0</p> | | |

OIL PUMPS AND OIL FILTERS


| | | |
|---|--|---|
|  <p>CODE: OIL 007 MODEL: GY6 OIL PUMP</p> |  <p>CODE: OIL 006 MODEL: CG CG125/ 150 OIL PUMP</p> |  <p>CODE: OIL 005 MODEL: CG 125 150 OIL FILTER</p> |
|  <p>CODE: OIL 008 MODEL: CD 110 OIL PUMP</p> <p>OUT OF STOCK</p> |  <p>CODE: OIL 010 MODEL: CB/CG 150/200 OIL PUMP 39T</p> |  <p>CODE: OIL 012 MODEL: GN 125 OIL FILTER</p> |
|  <p>CODE: OIL 013 MODEL: NT 125/CG200 OIL PUMP</p> <p>46MM</p> |  <p>CODE: OIL 014 MODEL: TBT110/WAVE125 OIL PUMP</p> <p>TBT110/WAVE125</p> |  <p>CODE: OIL 045 MODEL: CGL CG125/ 150 BIG BOY VELOCITY</p> |

GEARBOX




CG GEARS INDEPENDENTLY CAN BE REBUILT ON CB/WY GEARBOXES ON CB MOTORS, BALANCE OR NON-BALANCE

| | |
|--|---|
|  <p>CODE: GEAR 001 MODEL: CG 125 NON BALANCE SHAFT TYPE MAIN AND COUNTER SHAFT</p> |  <p>CODE: GEAR 008 MODEL: CG 150 NON BALANCE MAIN AND COUNTER SHAFT</p> |
|  <p>CODE: GEAR 002 MODEL: CG 200 NON BALANCE SHAFT TYPE MAIN AND COUNTER SHAFT</p> |  <p>CODE: GEAR 003 MODEL: CG 250 NON BALANCE SHAFT TYPE MAIN AND COUNTER SHAFT</p> |

PUSH RODS

| | | | | |
|---|---|---|---|---|
|  | <p>CODE: PUSH 001 MODEL: CG125 LENGTH: 141MM PUSH RODS SET OF 2</p> | <p>CODE: PUSH 002 MODEL: CG150 LENGTH: 144MM PUSH RODS SET OF 2</p> | <p>CODE: PUSH 005 MODEL: CG175 LENGTH: 145.3MM PUSH RODS SET OF 2 JWP</p> | <p>CODE: PUSH 003 MODEL: CG200 LENGTH: 147MM PUSH RODS SET OF 2</p> |
| | <p>CODE: PUSH 006 MODEL: CG200 LENGTH: 148.3MM PUSH RODS SET OF 2 JWP</p> | <p>CODE: PUSH 004 MODEL: CG250 LENGTH: 152MM PUSH RODS SET OF 2</p> | | |

DIPSTICK

| | | | |
|---|---|--|---|
|  | <p>CODE: DIP 001 MODEL: GY6 GY6 125/150 DIPSTICK</p> |  | <p>CODE: DIP 002 MODEL: CG CG 125/150 DIPSTICK</p> |
|  | <p>CODE: DIP 003 MODEL: CD110 CD110/TB110 DIPSTICK</p> | | |

SUMP PLUGS

| | | |
|---|---|--|
|  <p>CODE: SUMPOOL MODEL: GY6 125/150 SUMP PLUG</p> |  <p>CODE: OIL 009 MODEL: CG CG 125/150/200 OIL SUMP SEAL BOTTOM</p> |  <p>CODE: SUMPOOL 2 MODEL: CG 125 150/ 200 SUMP PLUG</p> |
|---|---|--|

FUEL & AIR PIPE

| | | | |
|---|---|---|---|
|  | <p>CODE: PIPE 004 20 METER 4 MM</p> | <p>CODE: PIPE 005 20 METER 5 MM</p> | <p>CODE: PIPE 008 20 METER 6 MM</p> |
| | <p>CODE: PIPE 001 PER METER 4 MM</p> | <p>CODE: PIPE 002 PER METER 5 MM</p> | <p>CODE: PIPE 007 PER METER 6 MM</p> |



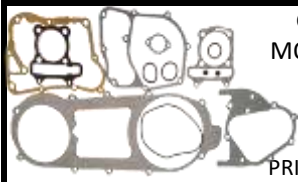
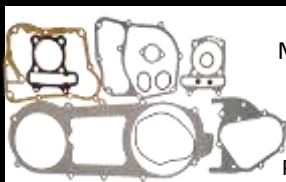
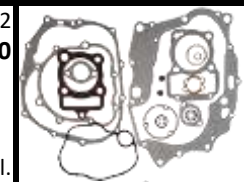
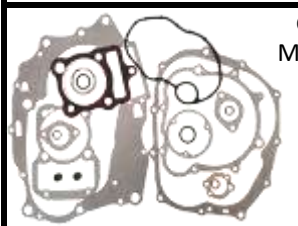
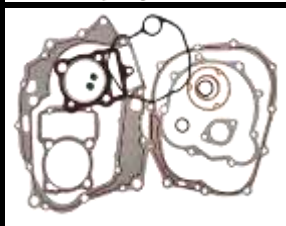
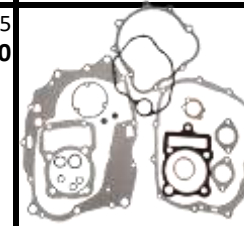
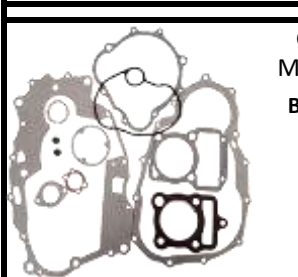



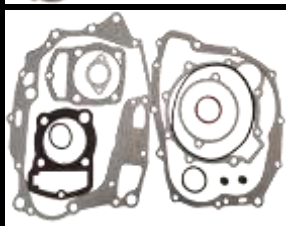
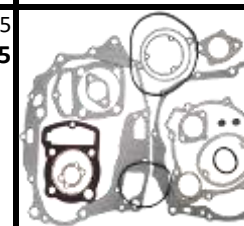
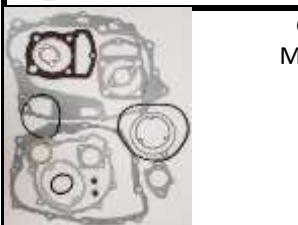
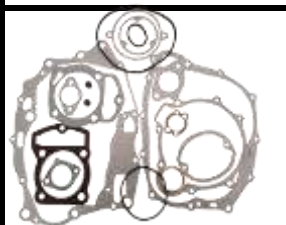




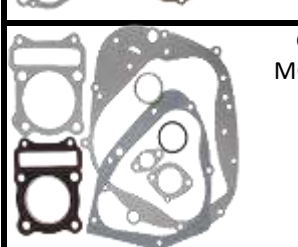




VALVES
WE RECOMMEND OUR A- GRADED VALVES DQ- BRAND





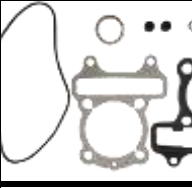
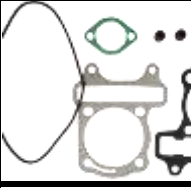






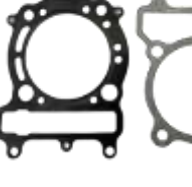





| STOCK CODE & MODEL | | EXHAUST VALVE | | | | INTAKE VALVE | | | |
|--------------------|------------|---------------|---------|--------|---------------|--------------|---------|--------|---------------|
| MODEL | CODE | HEAD | LENGTH | STEM | COTTER TO TOP | HEAD | LENGTH | STEM | COTTER TO TOP |
| VAL 006 | CD 110 | 20mm | 65mm | 5mm | 3mm | 23mm | 65.85mm | 5mm | 3mm |
| VAL 001 | Gy6 125 | 21.50mm | 64.50mm | 5mm | 3mm | 23.82mm | 64.82mm | 5mm | 3mm |
| VAL 002 | Gy6 150 | 23mm | 65.60mm | 5mm | 3mm | 28.20mm | 66mm | 5mm | 3mm |
| VAL 007 | WH 125 | 23.18mm | 80.30mm | 5mm | 3mm | 27.11mm | 81.50mm | 5mm | 3mm |
| VAL 008 | WH 150/170 | 23.18mm | 80.30mm | 5mm | 3mm | 27.11mm | 81.50mm | 5mm | 3mm |
| VAL 003 | Cg 125 | 24mm | 92.70mm | 5.5mm | 6.5mm | 29.10mm | 93.50mm | 5.5mm | 6.5mm |
| VAL 004 | Cg 150 | 25.10mm | 91.60mm | 5.5mm | 6.5mm | 30.40mm | 92mm | 5.5mm | 6.5mm |
| VAL 005 | Cg 200 | 27mm | 89.70mm | 5.5mm | 6.5mm | 31.50mm | 91.10mm | 5.5mm | 6.5mm |
| VAL 009 | Cg 250 | 28.54mm | 89.05mm | 5.5mm | 6.5mm | 34mm | 90.50mm | 5.5mm | 6.5mm |
| VAL 013 | Cb 125 | 25mm | 90.45mm | 5.5mm | 3.5mm | 30mm | 91mm | 5.5mm | 3.5mm |
| VAL 15 | Cb 150 | 26mm | 90.60mm | 5.5mm | 3.5mm | 31.50mm | 91.50mm | 5.5mm | 3.5mm |
| VAL 014 | Cb 200 | 26.90mm | 89.70mm | 5.5mm | 3.5mm | 31.50mm | 90.76mm | 5.5mm | 3.5mm |
| VAL 022 | Cb 250 | 28.53mm | 90.30mm | 5.5mm | 3.5mm | 34mm | 92.15mm | 5.5mm | 3.5mm |
| VAL 021 | Linhai260 | 28.52mm | 92.50mm | 6mm | 5.5mm | 34.05mm | 93.95mm | 6mm | 5.5mm |
| VAL 025 | Gn 125 | 25.95mm | 89.20mm | 5.5mm | 3.5mm | 29.95mm | 90.55mm | 5.5mm | 3.5mm |
| VAL 032 | XLR 125 3 | 21.08mm | 76.30mm | 4.90mm | 3.6mm | 25.56mm | 76.82mm | 4.94mm | 3.6mm |



A GRADED VALVES DQ BRAND

| STOCK CODE & MODEL | | EXHAUST VALVE | | | | INTAKE VALVE | | | |
|--------------------|---|---------------|---------|-------|---------------|--------------|---------|-------|---------------|
| MODEL | CODE | HEAD | LENGTH | STEM | COTTER TO TOP | HEAD | LENGTH | STEM | COTTER TO TOP |
| VAL DQ 023 | CD 110 | 19.50mm | 65mm | 5mm | 3mm | 22.94mm | 65.90mm | 5mm | 3mm |
| VAL DQ 001 | Gy6 125 | 21.40mm | 64.50mm | 5mm | 3mm | 24mm | 65mm | 5mm | 3mm |
| VAL DQ 002 | Gy6 150 | 23mm | 65.4mm | 5mm | 3mm | 27.8mm | 65.8mm | 5mm | 3mm |
| VAL DQ 007 | WH 125 | 22.9mm | 80mm | 5mm | 3.5mm | 26.95mm | 81mm | 5mm | 3.5mm |
| VAL DQ 008 | WH 150/170 | 22.9mm | 80mm | 5mm | 3.5mm | 26.95mm | 81mm | 5mm | 3.5mm |
| VAL DQ 003 | Cg 125 | 24mm | 92.60mm | 5.5mm | 6.5mm | 28.96mm | 93.30mm | 5.5mm | 6.5mm |
| VAL DQ 004 | Cg 150 | 25mm | 91.50mm | 5.5mm | 6.5mm | 30mm | 92mm | 5.5mm | 6.5mm |
| VAL DQ 005 | Cg 200 | 27mm | 89.40mm | 5.5mm | 6.6mm | 31.55mm | 90.85mm | 5.5mm | 6.5mm |
| VAL DQ 009 | Cg 250 | 28.50mm | 89.27mm | 5.5mm | 6.5mm | 34mm | 90.85mm | 5.5mm | 6.5mm |
| VAL DQ 013 | Cb 125 | 24.95mm | 90.45mm | 5.5mm | 3.5mm | 30mm | 91mm | 5.5mm | 3.5mm |
| VAL DQ 015 | Cb 150 | 26mm | 90.60mm | 5.5mm | 3.5mm | 31.44mm | 91mm | 5.5mm | 3.5mm |
| VAL DQ 014 | Cb 200 | 27mm | 89.70mm | 5.5mm | 3.5mm | 31.45mm | 91mm | 5.5mm | 3.5mm |
| VAL DQ 022 | Cb 250 | 28.46mm | 89.70mm | 5.5mm | 3.5mm | 34mm | 91.80mm | 5.5mm | 3.5mm |
| VAL DQ 024 | Honda Ace | 20.93mm | 76mm | 5mm | 3.5mm | 25.40mm | 76.64mm | 5mm | 3.5mm |
| VAL DQ 025 | Gn 125 | 25.97mm | 89.36mm | 5.5mm | 3.5mm | 30mm | 90.47mm | 5.5mm | 3.5mm |
| VAL DQ 026 | YBR 125 | 22mm | 63.70mm | 5mm | 5mm | 25.95mm | 64.50mm | 5mm | 5mm |
| VAL DQ 027 | Honda CBF | 22.90mm | 82.50mm | 5mm | 2.5mm | 26.90mm | 83.60mm | 5mm | 2.5mm |
| VAL DQ 028 | Honda XR VELOCITY | 23mm | 82.50mm | 5mm | 2.5mm | 26.98mm | 83.20mm | 5mm | 2.5mm |
| VAL DQ 029 | EN 125 | 22.50mm | 94mm | 5mm | 3mm | 25.48mm | 94.50mm | 5mm | 3mm |
| VAL DQ 030 | LINHAI 260 LY 200 ZS200GY AND MANY OTHERS | 28.2MM | 92,5MM | 6MM | 5MM | 33,9MM | 94MM | 6MM | 5MM |






GASKET SETS

| | | |
|--|---|--|
|  <p>CODE: GAS 001 MODEL: GY6125 PRICE: R35.63 Incl.</p> |  <p>CODE: GAS 002 MODEL: GY6 150 PRICE: R35.63 Incl.</p> |  <p>CODE: GAS 003 MODEL: CG 125 PRICE: R35.42 Incl.</p> |
|  <p>CODE: GAS 004 MODEL: CG 150</p> |  <p>CODE: GAS 005 MODEL: CG 200</p> |  <p>CODE: GAS 045 MODEL: CG 250</p> |
|  <p>CODE: GAS 019 MODEL: CG 125 BALANCE SHAFT</p> |  <p>CODE: GAS 020 MODEL: CG 150 BALANCE SHAFT</p> |  <p>CODE: GAS 021 MODEL: CG 200 BALANCE SHAFT</p> |
|  <p>CODE: GAS 022 MODEL: CG 250 BALANCE SHAFT</p> |  <p>CODE: GAS 015 MODEL: CB 125</p> |  <p>CODE: GAS 016 MODEL: CB 150</p> |
|  <p>CODE: GAS 017 MODEL: CB 200</p> |  <p>CODE: GAS 018 MODEL: CB 250</p> |  <p>CODE: GAS 025 MODEL: CB 200 BALANCE SHAFT</p> |
|  <p>CODE: GAS 026 MODEL: CB 250 BALANCE SHAFT 65.5MM</p> |  <p>CODE: GAS 026A MODEL: CB 250 BALANCE SHAFT 69MM</p> |  <p>CODE: GAS 052 MODEL: LINHAI LINHAI 260</p> |
|  <p>CODE: GAS 043 MODEL: GN 125</p> |  <p>CODE: GAS 006 MODEL: CD 110</p> |  <p>CODE: GAS 042 MODEL: TB 110 PITBIKE OVAL HEAD GASKET</p> |
|  <p>CODE: GAS 007 MODEL: XR 125</p> |  <p>CODE: GAS 023 MODEL: ACE HONDA ACE 125 ARRIVING SOON END OCTOBER</p> | |

| GASKET SETS TOP | | |
|--|---|---|
|  <p>CODE: GAS 008 MODEL: GY6 125 TOP SET</p> |  <p>CODE: GAS 009 MODEL: GY6 150 TOP SET</p> |  <p>CODE: GAS 010 MODEL: CD 110 TOP SET</p> |
|  <p>CODE: GAS 037 MODEL: TB 110 PITBIKE TOP SET</p> |  <p>CODE: GAS 014A MODEL: WH125 TOP SET</p> |  <p>CODE: GAS 014B MODEL: WH150 TOP SET</p> |
|  <p>CODE: GAS 025A MODEL: CB 200 63MM TOP SET 5 PIECE</p> |  <p>CODE: GAS 011 MODEL: WH 170 HEAD & BASE</p> |  <p>CODE: GAS 033A MODEL: YBR 125 TOP SET COMPLETE</p> |
|  <p>CODE: GAS 034 MODEL: GN 125 HEAD & BASE</p> |  <p>CODE: GAS 034A MODEL: GN 125 TOP SET COMPLETE</p> |  <p>CODE: GAS 035 MODEL: LINHAI LINHAI 260 HEAD & BASE</p> |
|  <p>CODE: GAS 036 MODEL: LINHAI LINHAI 300 HEAD & BASE</p> |  <p>CODE: GAS 051 MODEL: BWS 100 HEAD & BASE</p> |  <p>CODE: GAS 055 MODEL: WH WH125/150 TAPPIT COVER GASKET</p> |
|  <p>CODE: GAS 014C MODEL: GY6 GY6 125/150 GY6 SIDE CASING GASKET</p> |  <p>CODE: GAS 014D MODEL: CG CG 125/150 COIL COVER GASKET</p> |  <p>CODE: GAS 050 MODEL: GY6 GY6 125/150 TAPPIT COVER GASKET</p> |

| EXHAUST GASKETS | | | | |
|---|--|---|--|--|
|  | <p>CODE: GAS 10 MODEL: GY6 EXHAUST GASKET GY6 125/150</p> | <p>CODE: GAS 11 MODEL: CG EXHAUST GASKET</p> | <p>CODE: GAS 12 MODEL: CD110 EXHAUST GASKET</p> | <p>CODE: GAS 40 MODEL: LINHAI EXHAUST GASKET LINHAI 260</p> |
|  | <p>CODE: MUFF 012 MODEL: GY6 FLANCH GASKET</p> | | | |


STARTER CLUTCH

| | | |
|--|---|--|
|  <p>CODE: START 001 MODEL: GY6 STARTER CLUTCH GY6 125/150</p> |  <p>CODE: START 005 MODEL: CG125 150 STARTER CLUTCH 3 ROLLERS</p> |  <p>CODE: START 002 MODEL: CG 200 STARTER CLUTCH 20 ROLLERS</p> |
|  <p>CODE: START 044 MODEL: LINHAI STARTER CLUTCH LINHAI 260</p> | |  <p>CODE: STARTBOL 1 MODEL: CG CGL STARTER CLUTCH BOLTS SET OF 3</p> |


FRONT CLUTCHES

| | | |
|---|--|--|
|  <p>CODE: CLUTCH 10 MODEL: GY6 125 150 CVT FRONT CLUTCH SANLING GY6 125/150</p> |  <p>CODE: CLUTCH 11 MODEL: GY6 170 CVT FRONT CLUTCH SANLING</p> |  <p>CODE: CLU 006 MODEL: GY6 250 CVT FRONT CLUTCH</p> |
|  <p>CODE: CLUTCH 10-1 MODEL: GY6 125 150 CVT FRONT CLUTCH JWBP GY6 125/150</p> |  <p>CODE: CLUTCH 11-1 MODEL: GY6 170 CVT FRONT CLUTCH JWBP</p> | |
|  <p>CODE: CLUTCH 20 MODEL: LINHAI CVT FRONT CLUTCH LINHAI 260/300</p> |  <p>CODE: CLU 024 MODEL: BWS 100 CVT FRONT CLUTCH</p> |  <p>CODE: CLUTCH 15 MODEL: SYM 125 SYM XPRO 125 CVT FRONT CLUTCH</p> |
|  <p>CODE: NUT 001 MODEL: GY6 GY6 125/150 CVT NUT</p> | | |

ROLLERS CVT

| | | | | |
|--|--|---|---|---|
|  | <p>CODE: CLU 14 GY6 125/150 WEIGHT: 13G SIZE: 18/14</p> | <p>CODE: CLU 14A GY6 125/150 WEIGHT: 12.5G SIZE: 18/14</p> | <p>CODE: CLU 14B GY6 125/150 WEIGHT: 13.5G SIZE: 18/14</p> | <p>CODE: CLU 14C GY6 125/150 WEIGHT: 14G SIZE: 18/14</p> |
| | <p>CODE: CLU 14E BWS 100 SIZE: 15/12</p> | <p>CODE: CLU 016 GY6 250 SIZE: 18/23</p> | <p>CODE: CLU 14D HONDA DYLAN SIZE: 20/15</p> | |

CVT SLIDES

| | | |
|--|---|--|
|  | <p>CODE: CLU 11 MODEL: GY6 125/150 FRONT CLUTCH SLIDES</p> | <p>CODE: CLU 015 MODEL: GY6 250 FRONT CLUTCH SLIDES</p> |
|--|---|--|

REAR CLUTCHES

| | | | | | |
|--|--|---|---|--|--|
|  | CODE: CLU 12 MODEL: GY6 125/150 REAR CLUTCH COMPLETE |  | CODE: CLU 13 MODEL: GY6 125/150 REAR CLUTCH WEIGHTS |  | CODE: CLU 008 MODEL: GY6 250 REAR CLUTCH COMPLETE |
| | |  | CODE: CLU 009 MODEL: LINHAI 260 135mm REAR CLUTCH |  | CODE: CLU 051 MODEL: LINHAI 260/300 HEAVY DUTY REAR CLUTCH 144MM |
|  | CODE: CLU 052 MODEL: LINHAI 260/300 HEAVY DUTY REAR CLUTCH 144MM WEIGHTS |  | CODE: CLU 026 MODEL: LINHAI 400 LINHAI 400 REAR CLUTCH COMPLETE |  | CODE: CLU 025 MODEL: BWS 100 REAR CLUTCH COMPLETE |

CLUTCHES

| | | | | | |
|--|---|---|---|--|--|
|  | CODE: CLU 001 MODEL: CG125 150 CLUTCH CG 125 4 BOLT |  | CODE: CLU 005 MODEL: CG 150 CLUTCH CG 150 6 BOLT AND 6 PLATES |  | CODE: CLU 017 MODEL: CG 125 150 CLUTCH CG 125 150 |
|  | CODE: CLU 018 MODEL: CG 250 CLUTCH CG 250 6 BOLT, 7 & 6 plates |  | CODE: CLU 003 MODEL: GN 125 CLUTCH GN 125 Sanling |  | CODE: CLU 003A MODEL: GN 125 CLUTCH GN 125 From Suzuki factory supplier |
|  | CODE: CLU 050 MODEL: YBR 125 CLUTCH YBR 125 |  | CODE: CLU 053 MODEL: HONDA ACE CLUTCH CB 125F |  | CODE: CLU 004D MODEL: CD/110/125 CLUTCH 17T SEMI AUTO CLUTCH ONLY |
|  | CODE: CLU 004 MODEL: CD 110/125 CLUTCH 17 T SEMI AUTOMATIC |  | CODE: CLU 004A MODEL: CD110/125 CLUTCH PITBIKE 18 T MANUAL |  | CODE: CLU 004B MODEL: CD/110/125 CLUTCH 17T SEMI AUTO |
|  | CODE: BLA 023 26MM/10MM8MM CLUTCH BEARING 6000 |  | CODE: BLA 024 35MM/17MM/8MM CLUTCH BEARING 16003 | | |

CLUTCH BASKETS

| | | | | | |
|--|---|---|---|--|---|
|  | CODE: CLU B001 MODEL: YBR 125 CLUTCH BASKET |  | CODE: CLU B002 MODEL: CG 125/150/200 CLUTCH BASKET 28/30MM SPLINE |  | CODE: CLU B003 MODEL: GN 125 CLUTCH BASKET |
|  | CODE: CLU B004 MODEL: CG 125/150/200 CLUTCH BASKET 28/30MM SPLINE | | | | |

CLUTCH PLATES

| | | | |
|--|---|---|---|
|  | CODE: CLUP 001 MODEL: CG/CB SET OF 5 OD:120MM/ID91 |  | CODE:CLUP 002 MODEL: CG/CB OD:110/ID82.5 SET OF 4 |
|  | CODE: CLUP 003 MODEL: GN SET OF 5 OD:127MM/114 ID96 |  | CODE:CLUP 004 MODEL: GN OD:115/ID96 SET OF 4 |

DRIVEBELTS



GATES POWERLINK BRAND

| STOCK CODE | DESCRIPTION |
|------------|---------------------|
| DRI 004 | 743-20-30 |
| DRI 005 | 835-20-30 |
| DRI 006 | 842-20-30 |
| DRI 020 | 871-23-30 Linhai |
| DRI 021 | 774-17.7-30-8,3 BWS |

SANLING BRAND

| STOCK CODE | DESCRIPTION |
|------------|------------------|
| DRI 001 | 743-20-30 |
| DRI 002 | 835-20-30 |
| DRI 003 | 842-20-30 |
| DRI 007 | 761-21.8-30 |
| DRI 008 | 774-17.7-30 BWS |
| DRI 009 | 799-19-28 SYM |
| DRI 010 | 893-24-30 |
| DRI 012 | 828-22.5-30 |
| DRI 011 | 871-23-30 Linhai |
| DRI 013 | 906-22.5-30 |

BEARINGS



| STOCK CODE | DESCRIPTION |
|------------|-----------------------|
| BLA 001 | 6203 |
| BLA 002 | 6303 |
| BLA 003 | 6302 |
| BLA 004 | 6201Z |
| BLA 005 | 6004 BACK HUB CGL |
| BLA 007 | 6304 P522 |
| BLA 008 | 6202RS BACK WHEEL CGL |
| BLA 009 | 6000RS |
| BLA 013 | 6301Z |
| BLA 014 | 6200 |
| BLA 016 | 6201RS |
| BLA 017 | 6301RS FR WHEEL CGL |
| BLA 018 | 6304LLU |
| CAM 003 | 6002 CAM BEARING |
| BLA 019 | 6001RS |

WHEEL BEARINGS LINHAI



| | |
|--|--|
| CODE: BLA 021 MODEL: LINHAI WHEEL BEARINGS SIZE: 302005 | CODE: BLA 022 MODEL: LINHAI WHEEL BEARINGS SIZE: 320/28 |
|--|--|

**CLUTCH BEARING
CLUTCH BEARING**

| | |
|---------|----------------|
| BLA 023 | CLUTCH 6000/P6 |
| BLA 024 | CLUTCH 16003 |

YOKE BEARINGS



CODE: BLA 010
MODEL: GN 125
YOKE BEARINGS
SIZE: 45x25x12.95
48x27x13



CODE: BLA 011
MODEL: CG 125
YOKE BEARINGS
SIZE: 41x22.5x12.5
41x24x13



CODE: BLA 012
MODEL: ADVENTURE
YOKE BEARINGS
SIZE: 62x35x17.25
45x26x12.5




CODE: BLA 020
MODEL: PIT BIKE
YOKE BEARINGS



CODE: BLA 012A
MODEL: GY6
YOKE BEARINGS
SIZE:
48x30.7/46x30x(12.5)
43x28/42.5x25x(10.8)

SPRINGS









CODE: SPRING 1
SPRING SET CG,
CD 110, GY6
84mm, 102mm,
104mm



CODE: SPRING 2
SPRING SET CG 125,
CGL 125 150
101,8MM
104,7MM
83MM

OIL SEAL KITS

| | | |
|---|---|--|
|  <p>CODE: OIL 001 MODEL: GY6125/150 GY6 OIL SEAL KIT</p> |  <p>CODE: OIL 002 MODEL: CG125/150 OIL SEAL KIT</p> |  <p>CODE: OIL 015 MODEL: CG200/250 OIL SEAL KIT</p> |
|  <p>CODE: OIL 003 MODEL: CD 110 OIL SEAL KIT</p> |  <p>CODE: OIL 011 MODEL: GY6 STARTER MOTOR OIL SEAL</p> | <p>CRANK SEALS</p>  <p>CODE: OIL 004 GY6 125/150</p> |

TOOLS

| | | |
|---|--|---|
|  <p>CODE: TOOL 001 DESCRIPTION: FLY WHEEL PULLER GY6</p> |  <p>CODE: TOOL 002 DESCRIPTION: OIL FILTER TOOL CG 125</p> |  <p>CODE: TOOL 003 DESCRIPTION: CHAIN BREAKING TOOL</p> |
|  <p>CODE: TOOL 004 DESCRIPTION: STARTER CLUTCH NUT REMOVING TOOL GY6</p> |  <p>CODE: TOOL 006 DESCRIPTION: TIMING CHAIN BREAKING TOOL</p> |  <p>CODE: TOOL 008 DESCRIPTION: ENGINE MOUNTING BUSH REMOVING TOOL GY6</p> |

IGNITION COILS

| | | |
|---|--|---|
|  <p>CODE: COIL 011 MODEL: GY6 IGNITION COIL</p> |  <p>CODE: COIL 012 MODEL: CG IGNITION COIL</p> |  <p>CODE: COIL 21 MODEL: LINHAI LINHAI 260 IGNITION COIL</p> |
|  <p>CODE: COIL 011A MODEL: GY6 PERFORMANCE IGNITION COIL</p> |  <p>CODE: COIL 040 MODEL: AX 100 IGNITION COIL</p> | |

SUPPRESSOR CAPS

| | |
|---|---|
|  <p>CODE: SUPRES 001 MODEL: GY6 SUPPRESSOR CAP</p> |  <p>CODE: SUPRES 002 MODEL: CG SUPPRESSOR CAP</p> |
|---|---|

STATOR COILS

| | | | |
|--|---|--|---|
|  | <p>CODE: COIL 001 MODEL: JH 125 POLES: PHASE: SINGLE WIRES: 5 WIRES OD:88.2 ID:29.4</p> |  | <p>CODE: COIL 002 MODEL: JH 70 POLES: PHASE: SINGLE WIRES: 6 WIRES OD:115 ID: 30</p> |
|  | <p>CODE: COIL 003 MODEL: GY6 125 POLES: 6 PHASE: SINGLE WIRES: 5 WIRES OD: 83 ID:29</p> |  | <p>CODE: COIL 004 MODEL: GY6 125/150 POLES: 8 PHASE: SINGLE WIRES: 5 WIRES OD: 88 ID:29</p> |
|  | <p>CODE: COIL 005 MODEL: GY6 125/150 POLES: 11 PHASE: SINGLE WIRES: 6 WIRES OD: 88 ID: 29</p> |  | <p>CODE: COIL 006 MODEL: GY6 125/150 POLES: 12 PHASE: 3 PHASE WIRES: 5 WIRES OD: 89 ID: 29</p> |
|  | <p>CODE: COIL 007 MODEL: CG 125/150 POLES: 8 3 BOLTS PHASE: SINGLE WIRES: 5 WIRES OD: 89 ID: 32</p> |  | <p>CODE: COIL 013 MODEL: CG 125/150 POLES: 18 PHASE: 3 PHASE WIRES: 5 WIRES OD: 93 ID: 32</p> |
|  | <p>CODE: COIL 014 MODEL: CG 125/150 POLES: 12 POLE PHASE: 3 PHASE WIRES: 5 WIRES OD: 89 ID: 32</p> |  | <p>CODE: COIL 015 MODEL: GY6 125/150 POLES: 11 POLE PHASE: 3 PHASE WIRES: 6 WIRES OD: 88 ID: 29</p> |
|  | <p>CODE: COIL 20 MODEL: LINHAI 260 POLES: 18 POLE PHASE: 3 PHASE WIRES: 5 WIRES OD: 93 ID: 35</p> |  | <p>CODE: COIL 008 MODEL: YAMAHA YBR POLES: 7 POLE PHASE: SINGLE WIRES: 8 WIRES OD: 97 ID: 37</p> |
|  <p>CODE: COIL 041 MODEL: HONDA ACE ARRIVING SOON END OCTOBER</p> | | | |


PICK-UP COILS

| | | | |
|---|--|--|---|
|  | <p>CODE: COIL PIC 001 MODEL: CG WIRES: 2</p> |  | <p>CODE: COIL PIC 002 MODEL: GY6 WIRES: 1</p> |
|  | <p>CODE: COIL PIC 003 MODEL: YBR 125 WIRES: 2</p> |  | <p>CODE: COIL PIC 004 MODEL: CBF 150 / XR WIRES: 2</p> |













CDI'S

| | | | |
|--|---|--|---|
|  | <p>CODE: CDI 003 MODEL: GY6 6 PINS GY6 125/150 AC</p> |  | <p>CODE: CDI 001 MODEL: JH 70 5 PINS JH 70 TO 125 AC</p> <p>CODE: CDI 002 MODEL: TB110 4 PINS DC</p> |
|  | <p>CODE: CDI MODEL: GY6 6 PINS GY6 125/150 DC BIG</p> |  | <p>CODE: CDI 005 MODEL: YBR 8 PINS</p> <p>CODE: CDI 006 MODEL: SUZUKI EN 8 PINS</p> |
|  | <p>CODE: CDI 010 MODEL: GN 125 5 WIRES</p> |  | <p>CODE: CDI 011 MODEL: YBR 125 6 PINS</p> <p>CODE: CDI 007 MODEL: GN 125 6 PINS</p> |
|  | <p>CODE: CDI 008 MODEL: CG 125 6 PINS AC</p> |  | <p>CODE: CDI 012 MODEL: CG 125 TO 250 6 PINS DC BIG</p> <p>CODE: CDI 013 MODEL: LINHAI LINHAI 260 8 PINS</p> |
|  | <p>CODE: CDI 033 MODEL: XR 125 HONDA ACE</p> |  | <p>CODE: CDI 014 MODEL: TWIN TWIN 250 8 PINS</p> <p>CODE: CDI 009 MODEL: GY6 PERFORMANCE 6 PINS AC</p> |
|  | <p>CODE: CDI 016 MODEL: AN 125 8 PINS</p> |  | <p>CODE: CDI 015 MODEL: GY6 PERFORMANCE 6 PINS DC</p> |

CDI REPAIR WIRES

| | |
|--|---|
|  | <p>CODE: WIRE 004 MODEL: GY6 WIRE ADAPTOR</p> <p>PLUGS CDI GY6</p> <p>CODE: WIRE 005 MODEL: CG WIRE ADAPTOR</p> <p>PLUGS CDI CG</p> |
|--|---|

STARTER MOTORS

| | | |
|--|---|--|
|  <p>CODE: START 12 MODEL: GY6 125/150 9 SPLINE</p> |  <p>CODE: START 15 MODEL: CG 125/150 9 SPLINE</p> |  <p>CODE: START 20 MODEL: CG 125 150 9 SPLINE BLACK</p> |
|  <p>CODE: START 13 MODEL: CG 200 11 SPLINE</p> |  <p>CODE: OIL 011 MODEL: GY6 125 150 STARTER MOTOR OIL SEAL</p> |  <p>CODE: START 18 MODEL: GPR 250 11 SPLINE</p> |
|  <p>CODE: START 19 MODEL: HONDA ELITE 9 SPLINE</p> |  <p>CODE: START 22 MODEL: CD 110 TOP MOUNT</p> |  <p>CODE: START 23 MODEL: DY100 BOTTOM MOUNT</p> |
|  <p>CODE: START 21 MODEL: YBR 125 9 SPLINE</p> |  <p>CODE: START 27 MODEL: YAMAHA 700 ATV</p> |  <p>CODE: START 34 MODEL: BWS 2 STROKE 9 SPLINE</p> |
|  <p>CODE: START 25 MODEL: CH 250 MOST 250CC SCOOTERS 9 SPLINE</p> |  <p>CODE: START 16 MODEL: LINHAI 260/300</p> | |

STARTER BRUSH SETS

| | | |
|--|---|---|
|  <p>CODE: START B1 MODEL: GY6 125/150</p> |  <p>CODE: START B2 MODEL: YBR 125</p> |  <p>CODE: START B3 MODEL: XR 125</p> |
|  <p>CODE: START B4 MODEL: POLARIS</p> |  <p>CODE: START B5 MODEL: HONDA KAWASAKI, SUZUKI YAMAHA 10X10X6MM 59 OD</p> |  <p>CODE: START B6 MODEL: HONDA KAWASAKI, SUZUKI YAMAHA 10X10X6MM 59 OD</p> |







STARTER RELAY

| | | |
|---|---|--|
|  <p>CODE: START 007 MODEL: GY6 125/150</p> |  <p>CODE: START 008 MODEL: CG</p> |  <p>CODE: STOCK 009 MODEL: YBR</p> |
|  <p>CODE: START 17 MODEL: LINHAI 260/300</p> | | |


VOLTAGE REGULATORS

| | | |
|---|--|---|
|  <p>CODE: VOLT 001 MODEL: GY6/CG 4 WIRE</p> |  <p>CODE: VOLT 002 MODEL: GY6/CG 5 WIRE</p> |  <p>CODE: VOLT 003 MODEL: GY6 4 PINS</p> |
|  <p>CODE: VOLT 004 MODEL: GY6 4 PINS</p> |  <p>CODE: VOLT 005 MODEL: GY6/CG 6 PINS 3 PHASE</p>  |  <p>CODE: VOLT 005A MODEL: GY6/CG 6 PINS 3 PHASE</p>  |
|  <p>CODE: VOLT 006 MODEL: GY6/CG 4 PINS BIG</p> |  <p>CODE: VOLT 019 VOLTAGE REGULATOR HONDA ACE 125 HONDA E-STORM</p> |  <p>CODE: VOLT 034 VOLTAGE REGULATOR YAMAHA YBR 125</p> |
|  <p>CODE: VOLT 007 MODEL: GY6/CG 5 WIRES 3 PHASE</p> |  <p>CODE: VOLT 008 MODEL: GY6/CG 6 WIRES 3 PHASE 8 FINS</p> |  <p>CODE: VOLT 009 MODEL: GY6/CG 6 WIRES 3 PHASE</p> |
|  <p>CODE: VOLT 010 MODEL: GY6/CG 6 WIRES 3 PHASE</p> |  <p>CODE: VOLT 014 MODEL: CBF 150 / XR PINS: 4</p> |  <p>CODE: VOLT 012 MODEL: GY6/CG 7 WIRES 3 PHASE</p> |
|  <p>CODE: VOLT 013 MODEL: GY6/CG 6 WIRES 3 PHASE</p> |  <p>CODE: VOLT 001A MODEL: GY6/CG 4 WIRE BIG MALE PINS NO PLUG STOCK CLEARANCE</p> | |

WIRE ADAPTORS

| | | |
|--|---|--|
|  <p>CODE: WIRE 006 BATTERY WIRE CONNECTOR SET OF 10</p> |  <p>CODE: WIRE 007 STRAIGHT MALE CONNECTOR SET OF 10</p> |  <p>CODE: WIRE 008 ROUND MALE CONNECTOR SET OF 10</p> |
|  <p>CODE: WIRE 009 ROUND FEMALE CONNECTOR SET OF 10</p> |  <p>CODE: WIRE 003 STRAIGHT FEMALE CONNECTOR SET OF 10</p> |  <p>CODE: HEAT 001 4MM HEAT SHRINK PER METER</p> |

FUSE AND FUSE HOLDERS

| | | |
|--|---|--|
|  <p>CODE: FUSE 001 FUSE GY6</p> |  <p>CODE: FUSE 002 FUSE HOLDER</p> |  <p>CODE: FUSE 003 FUSE HOLDER WITH LIVE WIRE AND BATTERY CONNECTOR</p> |
|--|---|--|

IGNITION SETS

| | | |
|--|---|--|
|  <p>CODE: SWIT MODEL: TITAN 4 WIRE</p> |  <p>CODE: SWIT 012 MODEL: DY 100</p> |  <p>CODE: SWIT 016 MODEL: GN 125 6 WIRES</p> |
|  <p>CODE: SWIT 015 MODEL: ADVENTURE GY6</p> |  <p>CODE: SWIT 017 MODEL: WY 125 HONDA</p> |  <p>CODE: SWIT 016A MODEL: GN 125 6 WIRE IGNITION WITH TANK CAP</p> |
|  <p>CODE: SWIT 018 MODEL: SYM</p> |  <p>CODE: ALARM 1 MODEL: ALARM UNIVERSAL</p> | |
|  <p>CODE: SWIT 020 MODEL: GY200</p> |  <p>CODE: SWIT 019 MODEL: UNIVERSAL G CGL VELOCITY</p> |  <p>CODE: SWIT 021 MODEL: CG125</p> |

FLICKER RELAY

| | | |
|--|---|---|
|  <p>CODE: FLICK 001 MODEL: GY6 3 WIRE FLICKER RELAY</p> |  <p>CODE: FLICK 003 MODEL: GY6 3 PIN FLICKER RELAY</p> |  <p>CODE: FLICK 002 MODEL: GY6 2 PIN FLICKER RELAY</p> |
|--|---|---|


| | | |
|---|--|--|
|  <p>CODE: FLICK 004 MODEL: GY6 3 PIN FLICKER RELAY FOR LED</p> | <p style="text-align: center;">HOOTER</p>  <p>CODE: HOO 001 MODEL: UNIVERSAL HOOTER</p> | |
|---|--|--|

| BULBS | | | | | |
|---|---|---|---|---|--|
|  | <p>CODE: BULB 001 35W/35W/12V BA20/S2</p> <p>EXELITE BRAND</p> |  | <p>CODE: BULB 018 25W/25W/12V BA20/S1</p> <p>EXELITE BRAND</p> |  | <p>CODE: BULB 030 35W/35W/12V M5 BA20D</p> <p>EXELITE BRAND</p> |
|  | <p>CODE: BULB 002 35W/35W/12V H4/HS1</p> <p>EXELITE BRAND</p> |  | <p>CODE: BULB 004 55W/12V H1</p> <p>EXELITE BRAND</p> |  | <p>CODE: BULB 022 12V BA20 BASE LED</p> |
| | |  | <p>CODE: BULB 021 35W/35W/12V P15D-25-3</p>  <p>EXELITE BRAND</p> |  | <p>CODE: BULB 009 35W/35W/12V P15D-25-1</p> <p>EXELITE BRAND</p> |
|  | <p>CODE: BULB 034A 10W/12V BA15S</p>  <p>T16 RY10W EXELITE BRAND</p> |  | <p>CODE: BULB 008 10W/12V BA15S</p>  <p>T16 R10W EXELITE BRAND</p> |  | <p>CODE: BULB 006 21W/5W/12V S25 12V P21/5W TAIL LIGHT EXELITE BRAND</p> |
|  | <p>CODE: BULB 034 10W/12V BAU15S</p>  <p>T16 RY10W EXELITE BRAND</p> |  | <p>CODE: BULB 007 10W/12V BAU15S</p>  <p>NATURAL AMBER T16 RY10W EXELITE BRAND</p> | | |
|  | <p>CODE: BULB 005 3W/12V 1X9.5D W3W</p> <p>EXELITE BRAND</p> |  | <p>CODE: BULB 031 21W/12V W3X16D W21W</p> <p>EXELITE BRAND</p> |  | <p>CODE: BULB 032 21W/12V W3X16D WY21W NATURAL AMBER EXELITE BRAND</p> |

LIGHTS

| | | | | |
|---|--|---|---|---|
|  | <p>CODE: LIGH 001 MODEL: GN TYPE SIZE: 170MM BOLT TO BOLT</p> | <p>CODE: LIGH 004 MODEL: GN TYPE SIZE: 180MM BOLT TO BOLT</p> | <p>CODE: LIGH 005 MODEL: GN TYPE SIZE: 200MM BOLT TO BOLT</p> | |
|  | <p>CODE: LIGH 002 MODEL: CG 125</p> |  | <p>CODE: LIGH 003 MODEL: E-STORM HONDA</p> |  <p>CODE: LIGH 006 MODEL: E-STORM HONDA HEADLIGHT WITH PANEL</p> |
|  | <p>CODE: LIGH 007 MODEL: CG 125</p> |  <p>CODE: LIGH 009 MODEL: VELOCITY CGL DESCRIPTION HEAD LIGHT CGL VELOCITY 150 Metal</p> |  <p>CODE: LIGH 010 MODEL: HONDA XR HONDA ARRIVING SOON END OCTOBER HEADLIGHT WITH PANEL</p> | |

BULB HOLDER

| | | | | | |
|--|---|---|---|---|--|
|  | <p>CODE: WIRE 010 BA20D BULB HOLDER</p> |  | <p>CODE: WIRE 001 1X9.5D BULB HOLDER PUSH IN</p> |  | <p>CODE: WIRE 011 H4/HS1 BULB HOLDER</p> |
|--|---|---|---|---|--|

TAIL LIGHTS

| | |
|--|--|
|  | <p>CODE: LIGH 008 MODEL: CG CGL DESCRIPTION TAIL LIGHT CGL</p> |
|--|--|

LIGHT BRACKETS

| | |
|--|---|
|  | <p>CODE: LIGH HOL 1 DESCRIPTION: LIGHT HOLDER CG CGL 125 150 VELOCITY</p> |
|--|---|

| INDICATORS | | |
|---|---|---|
|  | <p>CODE: IND 001 MODEL: GN 125</p> |  |
|  | <p>CODE: IND 004 MODEL: HONDA WY100-WY150 HJ125-HJ150 CGL125-CGL150</p> |  |
|  | <p>CODE: IND 008 MODEL: HONDA E-STORM</p> |  |
|  | <p>CODE: IND 008A MODEL: CGL BIGBOY VELOCITY UNIVERSAL</p> |  |
|  | <p>CODE: IND D07 MODEL: D07 LED AMBER</p> |  |
|  | <p>CODE: IND D56 MODEL: D56 LED AMBER</p> | |




SEATS

| | |
|---|--|
|  | <p>CODE: SEAT 1 MODEL: CG CGL 125 150 VELOCITY</p> |
|---|--|

SWITCHES AND BUTTONS

| | | |
|--|---|--|
|  <p>CODE: SWIT 001 MODEL: GY6 START SWITCH</p> |  <p>CODE: SWIT 002 MODEL: GY6 HOOTER SWITCH</p> |  <p>CODE: SWIT 003 MODEL: GY6 DIM & BRIGHT</p> |
|  <p>CODE: SWIT 004 MODEL: GY6 DIM & BRIGHT WITH PASSING SWITCH</p> |  <p>CODE: SWIT 005 MODEL: GY6 LIGHTS ON/OFF SWITCH</p> |  <p>CODE: SWIT 006 MODEL: GY6 INDICATOR SWITCH</p> |
|  <p>CODE: SWIT 008 MODEL: GY6/CG MICRO BRAKE SWITCH LEFT</p> |  <p>CODE: SWIT 009 MODEL: GY6/CG MICRO BRAKE SWITCH RIGHT</p> |  <p>CODE: SWIT 013 MODEL: CG REAR BRAKE SWITCH</p> |
|  <p>CODE: SWIT 014 MODEL: GY6/CG BRAKE SWITCH ON LEVER</p> | | |

THROTTLE BASE

| | | |
|--|---|--|
|  <p>CODE: THR 001 MODEL: GY6 ADVENTURE THROTTLE BASE</p> |  <p>CODE: THR 002 MODEL: CD 110 VUKA 110 SPIRIT 125 THROTTLE UNIT</p> |  <p>CODE: THR 003 MODEL: HONDA XR THROTTLE UNIT</p> |
|--|---|--|

| | | |
|---|--|--|
|  <p>CODE: SWIT 007 MODEL: UNIVERSAL START & KILL SWITCH UNIT</p> | <p style="text-align: center;">CELL PHONE HOLDER WITH CHARGER</p>  <p>CODE: CELL 1 MODEL: CELLPHONE HOLDER WITH CHARGER 6,5 INCH</p> | |
|---|--|--|











CONTROL SWITCHES

| | |
|---|---|
|  <p>CODE: SWIT CON 1 MODEL: GY6 LEFT 8 WIRES RIGHT 7 WIRES</p> <p>LEFT: HOOTER, INDICATOR, DIM & BRIGHT RIGHT: START, LIGHTS ON/OFF, THROTTLE</p> |  <p>CODE: SWIT CON 2 MODEL: CG/CBB LEFT 9+1+2 WIRES RIGHT 7+1+2 WIRES</p> <p>LEFT: HOOTER, INDICATOR, DIM&BRIGHT,FLASHING RIGHT: START, LIGHTS ON/OFF, KILL SWITCH</p> |
|  <p>CODE: SWIT CON 3 MODEL: REVIVAL LEFT 8 WIRES RIGHT 5 WIRES</p> <p>LEFT: HOOTER, INDICATOR, DIM & BRIGHT RIGHT: START, LIGHTS ON/OFF SWITCH, THROTTLE</p> |  <p>CODE: SWIT CON 4 MODEL: GS/GN LEFT 8 WIRES RIGHT 8 WIRES</p> <p>LEFT: HOOTER, INDICATOR, DIM & BRIGHT RIGHT: START, LIGHTS ON/OFF, KILL SWITCH, THROTTLE</p> |
|  <p>CODE: SWIT CON 5 MODEL: HONDA UNIVERSAL LEFT 10 WIRES RIGHT 8 WIRES</p> <p>LEFT: HOOTER, INDICATOR, DIM & BRIGHT, CHOKE RIGHT: START, LIGHT ON/OFF, HAZZARD, THROTTLE</p> |  <p>CODE: SWIT CON 6 MODEL: CGL 125 150</p> |






BRAKE PADS

| | | |
|---|--|---|
|  <p>CODE: BRAKE 001 MODEL: FA 54 Honda MB50 CB125,CG125,CG150</p> |  <p>CODE: BRAKE 002 MODEL: FA 101 Yamaha DT80,DT125</p> |  <p>CODE: BRAKE 003 MODEL: FA 93 F32</p> |
|  <p>CODE: BRAKE 004 MODEL: FA 37 GY5</p> |  <p>CODE: BRAKE 007 MODEL: AG 100 Yamaha AG100</p> |  <p>CODE: BRAKE 008 MODEL: FA 169 BWS</p> |
|  <p>CODE: BRAKE 009 MODEL: FX100</p> |  <p>CODE: BRAKE 020 MODEL: FA 86</p> |  <p>CODE: BRAKE 005 MODEL: FA 165</p> |
|  <p>CODE: BRAKE 006 MODEL: FA 135</p> |  <p>CODE: BRAKE 021 MODEL: FA 235</p> |  <p>CODE: BRAKE 10 MODEL: CH90 SYM/HONDA FA151</p> |
|  <p>CODE: BRAKE 11 MODEL: FA 260</p> |  <p>CODE: BRAKE 022 MODEL: AG 50</p> |  <p>CODE: BRAKE 023 MODEL: LINHAI 260 FA 270</p> |
|  <p>CODE: BRAKE 024 MODEL: GS125R FA715 HONDA CBF 150 PRICE: R22 Incl.</p> |  <p>CODE: BRAKE 033 MODEL: FA 475 LINHAI 260 PRICE: R36,80 Incl.</p> |  <p>CODE: BRAKE 035 MODEL: ATV EXPLORER FA 416 PRICE: R32.20 Incl.</p> |
|  <p>CODE: BRAKE 043 MODEL: FA 84</p> |  <p>CODE: BRAKE 040 MODEL: YBR YAMAHA FA464</p> |  <p>CODE: BRAKE 039 MODEL: SYM FA264</p> |
|  <p>CODE: BRAKE 041 MODEL: HONDA ELITE FA143</p> |  <p>CODE: BRAKE 038 MODEL: BIG BOY SYM, HONDA, SWIFT FA151</p> |  <p>CODE: BRAKE 025 MODEL: FA 143 HONDA XR</p> |
|  <p>CODE: BRAKE 042 MODEL: FA 152 HONDA E-STORM</p> |  <p>CODE: BRAKE 026 MODEL: FA 617 GS125R</p> |  <p>CODE: BRAKE 027 MODEL: FA 343 HONDA CBR125/ HONDA XL125</p> |
|  <p>CODE: BRAKE 028 MODEL: FA 375 HONDA XR CBF125/ CBR125</p> <p>110.6 x 34.6 x 7.6mm</p> <p>98.7 x 33.5 x 7.5mm</p> |  <p>CODE: BRAKE 029 MODEL: HONDA FA 629 CB 125, CBR 125 CBF 150</p> | |



BRAKE SHOES

| | | |
|---|---|---|
|  <p>CODE: BRAKE 15 MODEL: GY6 CG JONWAY SPIRIT CG 125 & GY6 105/25MM</p> |  <p>CODE: BRAKE 16 MODEL: GN 125 FITS VELOCITY 125/28MM</p> |  <p>CODE: BRAKE 17 MODEL: AN 125 115/25MM</p> |
|  <p>CODE: BRAKE 047 MODEL: FXD 125 Fits VELOCITY & E-Storm Bajaj Honda ACE 125 125/27/8MM</p> |  <p>CODE: BRAKE 19 MODEL: AX 100 110/29MM</p> |  <p>CODE: BRAKE 20 MODEL: C 100 105/102/24MM</p> |
|  <p>CODE: BRAKE 044 MODEL: EBC S636 144/30MM</p> |  <p>CODE: BRAKE 045 MODEL: XR 125 110/25MM</p> |  <p>CODE: BRAKE 046 MODEL: SYM XS 130/30MM</p> |
|  <p>CODE: BRAKE 065 MODEL: Honda ACE 125</p> <p>ARRIVING SOON END OCTOBER</p> | | |




BRAKE DISKS

| | | |
|--|--|--|
|  <p>CODE: BRAKE D 002 MODEL: URBAN GALACTICA CENTER HOLE:58MM HOLES: 3 HOLE -HOLE:69MM OD: 180MM FLAT DISK</p> |  <p>CODE: BRAKE D 001 MODEL: BWS/PGO CENTER HOLE:41MM HOLES: 3 HOLE -HOLE:57MM OD: 155MM FLAT DISK</p> |  <p>CODE: BRAKE D 005 MODEL: GOMOTO CITY CENTER HOLE:48.5MM HOLES: 3 HOLE -HOLE:57MM OD: 180MM DOMED DISK</p> |
|  <p>CODE: BRAKE D 006 MODEL: JAVA 170 CENTER HOLE:58MM HOLES: 3 HOLE-HOLE:69MM OD: 181MM FLAT DISK</p> |  <p>CODE: BRAKE D 007 MODEL: GY6 CENTER HOLE:41MM HOLES: 3 HOLE -HOLE:57MM OD: 180MM FLAT DISK</p> | |


BRAKE DISK BOLTS

| | |
|---|---|
|  <p>CODE: BRAKE BOLT 1 MODEL: GY6 20MMX8MM SET OF 4</p> |  <p>CODE: BRAKE BOLT 2 MODEL: GY6 30MMX8MM SET OF 4</p> |
|---|---|

SHOCKS

| | | |
|---|---|---|
|  <p>CODE: SHOCK 1 MODEL: LEIKE 125 SCOOTER</p> |  <p>CODE: SHOCK 3 MODEL: GN 125 DISK BRAKE</p> |  <p>CODE: SHOCK 2 MODEL: CG 125 150 DISK BRAKE</p> |
|  <p>CODE: SHOCK 4 MODEL: CGL 125 DRUM BRAKES VELOCITY</p> |  <p>CODE: SHOCK 6 MODEL: CGL 125 150 BACK SHOCKS VELOCITY 315MM HOLE TO HOLE</p> <p style="color: red; font-weight: bold; font-size: 1.2em;">ARRIVING SOON END OCTOBER</p> |  <p>CODE: SHOCK 9 MODEL HONDA ACE</p> <p style="color: red; font-weight: bold; font-size: 1.2em;">ARRIVING SOON END OCTOBER</p> |
| |  <p>CODE: RIM 001 MODEL: CGL 125 FRONT RIM DRUM BRAKE 1,4X18 FITS VELOCITY 150 TYPE 1</p> |  <p>CODE: RIM 002 MODEL: CGL 125 FRONT RIM DRUM BRAKE 1,4X18 FITS VELOCITY 150 TYPE 2</p> |

SHOCK SEALS

|  | <table border="1" style="width: 100%; border-collapse: collapse;"> <thead> <tr style="background-color: yellow;"> <th style="text-align: left;">STOCK CODE</th> <th style="text-align: left;">SIZE</th> </tr> </thead> <tbody> <tr> <td>SEAL 001</td> <td>33/46/11</td> </tr> <tr> <td>SEAL 002</td> <td>BIG BOY VELOCITY AND OTHER CG 31/43/10</td> </tr> <tr> <td>SEAL 003</td> <td>32/44/10.5</td> </tr> <tr> <td>SEAL 004</td> <td>27/39/10.5</td> </tr> <tr> <td>SEAL 005</td> <td>HONDA XR AND MANY OTHERS 30/40.5/10.5</td> </tr> <tr> <td>SEAL 006</td> <td>30/42/10.5</td> </tr> <tr> <td>SEAL 007</td> <td>35/48/10.5</td> </tr> <tr> <td>SEAL 008</td> <td>33/45/10.5</td> </tr> </tbody> </table> | STOCK CODE | SIZE | SEAL 001 | 33/46/11 | SEAL 002 | BIG BOY VELOCITY AND OTHER CG 31/43/10 | SEAL 003 | 32/44/10.5 | SEAL 004 | 27/39/10.5 | SEAL 005 | HONDA XR AND MANY OTHERS 30/40.5/10.5 | SEAL 006 | 30/42/10.5 | SEAL 007 | 35/48/10.5 | SEAL 008 | 33/45/10.5 |
|---|---|------------|------|----------|----------|----------|--|----------|------------|----------|------------|----------|---------------------------------------|----------|------------|----------|------------|----------|------------|
| STOCK CODE | SIZE | | | | | | | | | | | | | | | | | | |
| SEAL 001 | 33/46/11 | | | | | | | | | | | | | | | | | | |
| SEAL 002 | BIG BOY VELOCITY AND OTHER CG 31/43/10 | | | | | | | | | | | | | | | | | | |
| SEAL 003 | 32/44/10.5 | | | | | | | | | | | | | | | | | | |
| SEAL 004 | 27/39/10.5 | | | | | | | | | | | | | | | | | | |
| SEAL 005 | HONDA XR AND MANY OTHERS 30/40.5/10.5 | | | | | | | | | | | | | | | | | | |
| SEAL 006 | 30/42/10.5 | | | | | | | | | | | | | | | | | | |
| SEAL 007 | 35/48/10.5 | | | | | | | | | | | | | | | | | | |
| SEAL 008 | 33/45/10.5 | | | | | | | | | | | | | | | | | | |

PANELS

| | | |
|---|---|--|
|  <p>CODE: PANEL 3A MODEL: CGL 125 FRONT FENDER WHITE VELOCITY COLOR: WHITE</p> |  <p>CODE: PANEL 3B MODEL: CGL 125 FRONT FENDER BLACK VELOCITY COLOR: BLACK</p> |  <p>CODE: PANEL 3 MODEL: CGL 125 FRONT FENDER COLOR: Metallic Red</p> |
|  <p>CODE: PANEL 4 MODEL: ACE 125 FRONT FENDER PRICE: R 166,75</p> <p style="color: red; font-weight: bold; font-size: 1.2em;">ARRIVING SOON END OCTOBER</p> | |  <p>CODE: PANEL 8 MODEL: ACE 125 SIDE PANELS ARRIVING SOON END OCTOBER</p> |
|  <p>CODE: PANEL 2 MODEL: CGL 125 SIDE PANELS COLOR: BLACK</p> |  <p>CODE: PANEL 2A MODEL: CGL 125 SIDE PANELS COLOR: WHITE</p> |  <p>CODE: PANEL 1 MODEL: GN 125 SIDE PANELS COLOR: Metallic Red</p> |



















HANDLE BARS

|  <p>CODE: HBAR 001 DESCRIPTION: HANDEL BAR CG 125 CG 150 VELOCITY BLACK</p> | <table border="1" style="width: 100%; border-collapse: collapse;"> <thead> <tr style="background-color: yellow;"> <th style="text-align: left;">ENGINE CASING</th> </tr> </thead> <tbody> <tr> <td>  <p>CODE: CASING 1 DESCRIPTION: LEFT CASING VELOCITY</p> </td> </tr> </tbody> </table> | ENGINE CASING |  <p>CODE: CASING 1 DESCRIPTION: LEFT CASING VELOCITY</p> |
|---|---|---------------|---|
| ENGINE CASING | | | |
|  <p>CODE: CASING 1 DESCRIPTION: LEFT CASING VELOCITY</p> | | | |

GRIP SETS





















| | | |
|---|--|---|
|  <p>CODE: GRIP 001 MODEL: GY6</p> |  <p>CODE: GRIP 002 MODEL: CG</p> |  <p>CODE: GRIP 003 MODEL: REVIVAL YESTERDAY 25MM</p> |
|  <p>CODE: GRIP 004 MODEL: XR 125</p> |  <p>CODE: GRIP 006 MODEL: GN 125</p> | |

LEVERS

| | | |
|--|---|---|
|  <p>CODE: LEV 001 MODEL: GY6 LEFT</p> |  <p>CODE: LEV 002 MODEL: GY6 RIGHT</p> |  <p>CODE: LEV 003 MODEL: GY6 HYDROLIC LEFT</p> |
|  <p>CODE: LEV 004 MODEL: GY6 HYDROLIC RIGHT</p> |  <p>CODE: LEV 005 MODEL: PITBIKE FOLDING LEVER SET</p> |  <p>CODE: LEV 006 MODEL: REVIVAL LEVER ASSEMBLY LEFT</p> |
|  <p>CODE: LEV 020 MODEL: CG125 LEFT</p> |  <p>CODE: LEV 021 MODEL: CG125 RIGHT</p> |  <p>CODE: LEV 025 MODEL: CGL 125 LEVER SET</p> |
|  <p>CODE: LEV 022 MODEL: CG125 LEVER ASSEMBLY LEFT</p> |  <p>CODE: LEV 023 MODEL: CG125 LEVER ASSEMBLY RIGHT</p> |  <p>CODE: LEV 027 MODEL: GN 125 BRAKE AND CLUTCH LEVER</p> |
| <p>ARRIVING SOON END OCTOBER</p>  <p>CODE: LEV 057 MODEL: HONDA ACE YBR LEVER ASSEMBLY LEFT CLUTCH</p> | <p>ARRIVING SOON END OCTOBER</p>  <p>CODE: LEV 056 MODEL: HONDA ACE YBR LEVER ASSEMBLY RIGHT BRAKE</p> |  <p>CODE: LEV 024 MODEL: TB 110</p> |
|  <p>CODE: LEV 040 MODEL: CG125 LEVER ASSEMBLY LEFT VELOCITY</p> |  <p>CODE: LEV 041 MODEL: CG125 LEVER ASSEMBLY RIGHT VELOCITY</p> |  <p>CODE: LEV 055 MODEL: LEVER ADJUSTER</p> |

GEAR SELECTING SHAFT

| | | |
|---|--|---|
| <p>ARRIVING SOON END OCTOBER</p>  <p>CODE: GEAR 041 MODEL: CG 125 LENGTH 19.5MM</p> | <p>ARRIVING SOON END OCTOBER</p>  <p>CODE: GEAR 041 MODEL: CG 150 LENGTH 20.5MM</p> | <p>ARRIVING SOON END OCTOBER</p>  <p>CODE: GEAR 041 MODEL: CG 200 LENGTH 21.5MM</p> |
|---|--|---|

| GEAR SELECTING LEVER | | |
|---|---|--|
|  | CODE: LEV 010 MODEL: CD 110 70 TO 125 CC QUADS |  |
| | CODE: LEV 011 MODEL: CG 125 150 |  |
| | | CODE: LEV 012 MODEL: GN 125 |
| BRAKE LEVER | FOOT REST | |
|  | CODE: LEV 033 MODEL: CG 125 150 BRAKE PEDAL VELOCITY |  |
| | | CODE: FOOT 002 MODEL: CGL 125 150 FOOT REST AND SIDE STAND VELOCITY |
|  | CODE: STAND 1 MODEL: CGL 150 MAIN STAND VELOCITY |  ARRIVING SOON END OCTOBER |
| | | |
|  | CODE: STAND 2 MODEL: CB 150 SIDE STAND HONDA ACE | CODE: FOOT 008 MODEL: HONDA ACE 125 FOOT REST |
|  | CODE: SPRING C MODEL: CGL 125 150 MAIN STAND SPRING BRACKET SET |  ARRIVING SOON END OCTOBER |
| | | CODE: FOOT 004 MODEL: HONDA ACE HONDA ACE FOOTPEG RUBBERS |
| | |  ARRIVING SOON END OCTOBER |
| | | CODE: FOOT 005 CG CGL CGL FOOTPEG RUBBERS |
| KICKSTART LEVER | | |
|  | CODE: KICK 001 MODEL: GY6 KICK START LEVER |  |
| | | CODE: KICK 004 MODEL: CG 125 KICK START LEVER |
|  | CODE: KICK 009 MODEL: HONDA ACE KICK START LEVER |  |
| | | CODE: KICK 005 MODEL: TITAN 200 KICK START LEVER Honda XR 16mm |
|  | CODE: KICK 006 MODEL: GN 125 KICK START LEVER |  |
| | | CODE: KICK 007 MODEL: YBR 125 KICK START LEVER |
|  | CODE: KICK 002 MODEL: GY6 KICK START GEAR SHAFT 146MM |  |
| | | CODE: KICK 003 MODEL: GY6 KICK START COUNTER GEAR |
|  | CODE: KICK 002A MODEL: GY6 KICK START GEAR SHAFT 129MM |  |
| | | CODE: KICK 002B MODEL: GY6 KICK START GEAR SHAFT 159MM |
| KICKSTART BUSHES | | |
|  | CODE: BUSH 005A MODEL: GY6 125 KICK START BUSH Bush in casing Cover |  |
| | | CODE: BUSH 005 MODEL: GY6 125 KICK START BUSH |



MASTER CYLINDERS HANDLE BARS TYPE

| | | |
|---|---|--|
|  <p>CODE: MAS 001 MODEL: GY6 LEFT HAND WITH 8MM MIRROR HOLE</p> |  <p>CODE: MAS 002 MODEL: GY6 RIGHT HAND WITH 8MM MIRROR HOLE</p> |  <p>CODE: MAS 005 MODEL: GY6 LEFT HAND WITH NO MIRROR HOLE</p> |
|  <p>CODE: MAS 016 MODEL: GY6 LEFT HAND WITH 10MM MIRROR HOLE</p> |  <p>CODE: MAS 004 MODEL: GY6 RIGHT HAND WITH 10MM MIRROR HOLE</p> |  <p>CODE: MAS 003 MODEL: GN/CG RIGHT HAND WITH 10MM MIRROR HOLE</p> |
|  <p>CODE: MAS 015 MODEL: REVIVAL LEFT HAND WITH 10MM MIRROR HOLE FOR 25MM HANDLE BAR</p> |  <p>CODE: MAS 012 MODEL: REVIVAL RIGHT HAND WITH 10MM MIRROR HOLE FOR 25MM HANDLE BAR</p> |  <p>CODE: MAS 011 MODEL: ATV LEFT HAND WITH HANDBRAKE LOCK</p> |
|  <p>CODE: MAS 020 L MODEL: ATV LEFT HAND BIG WITH HANDBRAKE LOCK</p> |  <p>CODE: MAS 020 R MODEL: ATV RIGHT HAND BIG WITH HANDBRAKE LOCK</p> | |

MASTER CYLINDER REPAIR KITS

| | | |
|---|--|---|
|  <p>CODE: MAS R 1 12MM SPIRAL REPAIR KIT</p> |  <p>CODE: MAS R 2 12MM STANDARD REPAIR KIT</p> |  <p>CODE: MAS R 3 MASTER CYLINDER GLAS REPAIR KIT</p> |
|  <p>CODE: MAS B 1 BANJO BOLT 8 MM</p> |  <p>CODE: MAS B 2 BANJO BOLT 10 MM</p> | |

MASTER CYLINDER REAR FOOT TYPE

| | | |
|---|--|---|
|  <p>CODE: MAS 006 MODEL: UNIVERSL REAR BRAKE PUMP HOLES APART CENTER TO CENTER 40MM AND 50MM</p> |  <p>CODE: MAS 007 MODEL: UNIVERSL REAR BRAKE PUMP HOLES APART CENTER TO CENTER 40MM</p> |  <p>CODE: MAS 008 MODEL: UNIVERSL REAR BRAKE PUMP REV FUNCTION HOLES APART CENTER TO CENTER 42.5MM</p> |
|---|--|---|






BRAKE CALIPERS

| | | |
|---|---|---|
|  <p>CODE: CAL 001 MODEL: FA 86 LEFT BRAKE CALIPER</p> |  <p>CODE: CAL 002 MODEL: FA86 RIGHT BRAKE CALIPER</p> |  <p>CODE: CAL 006 MODEL: FA54 RIGHT BRAKE CALIPER</p> |
|  <p>CODE: CAL 007 MODEL: GN 125 CALIPER</p> |  <p>ARRIVING SOON END OCTOBER CODE: CAL 008 MODEL: HONDA XR FRONT CALIPER</p> | |
|  <p>CODE: CAL 005 BRAKE CALIPER RATTLE PLATE</p> |  <p>CODE: CAL 004 BRAKE CALIPER RATTLE PLATE</p> |  <p>CODE: CAL 003 BRAKE CALIPER BUSHES RUBBER SET</p> |

PULLSTART PARTS

| | | |
|---|---|--|
|  <p>CODE: PULL 001 MODEL: PULLSTART 50CC CLUTCH</p> |  <p>CODE: PULL 002 MODEL: PULLSTART 50CC PULLSTART UNIT</p> |  <p>CODE: CARB 008 MODEL: PULLSTART 50CC CARBURATOR</p> |
|  <p>CODE: PULL 003 MODEL: PULLSTART 32CC PULLSTART UNIT</p> |  <p>CODE: PULL 004 MODEL: PULLSTART 50CC HUB & SPROCKET 7 SPLINE</p> | |

YOKE BOTTOM

| | | |
|---|--|---|
|  <p>CODE: YOKE 001 MODEL: GN 125 BOTTOM</p> |  <p>CODE: YOKE 002 MODEL: CGL 125 BOTTOM</p> |  <p>CODE: YOKE 003 MODEL: JONWAY ADVENTURE AND SOME 170 CC</p> |
|  <p>CODE: YOKE 005 MODEL: CGL 125 BIG BOY VELOCITY BOTTOM</p> |  <p>ARRIVING SOON END OCTOBER CODE: YOKE 006 MODEL: HONDA ACE BOTTOM</p> | |

YOKE TOP

| | | |
|---|--|--|
|  <p>CODE: YOKE 001A MODEL: GN 125 TOP</p> |  <p>CODE: YOKE 002A MODEL: CG 125 TOP</p> |  <p>CODE: YOKE SKRW MODEL: CG 125 150</p> |
|---|--|--|

CODE: YOKE 006A
MODEL: **HONDA ACE**
ARRIVING SOON END OCTOBER



TYRES

| | | |
|--|---|---|
|  <p>CODE: TY 001 SIZE: 3.50X10 TUBELESS</p> |  <p>CODE: TY 001A SIZE: 3.50X10 TUBELESS</p> |  <p>CODE: TY 002 SIZE: 120/70X12 TUBELESS</p> |
|  <p>CODE: TY 009A SIZE: 120/70X12 TUBELESS</p> |  <p>CODE: TY 009 SIZE: 120/70X12 TUBELESS</p> |  <p>CODE: TY 013 SIZE: 90/90X12 TUBELESS</p> |
|  <p>CODE: TY 003 SIZE: 130/60X13 TUBELESS</p> |  <p>CODE: TY 003A SIZE: 130/60X13 TUBELESS</p> | |
|  <p>CODE: TY 011 SIZE: 2.50-17 TUBE TYPE FRONT</p> |  <p>CODE: TY 004 SIZE: 2.75-17 TUBELESS</p> |  <p>CODE: TY 018 SIZE: 110/90-17 TUBELESS</p> |
|  <p>CODE: TY 005 SIZE: 3.00-17 TUBE TYPE</p> |  <p>CODE: TY 010 SIZE: 3.00-17 TUBE TYPE</p> |  <p>CODE: TY 010A SIZE: 3.00-17 TUBE TYPE</p> |
|  <p>CODE: TY 012 SIZE: 2.75-18 TUBELESS FRONT</p> |  <p>CODE: TY 006A SIZE: 3.00-18 TUBELESS</p> |  <p>CODE: TY 006B SIZE: 3.00-18 TUBELESS LONG LIFE HIGH MILAGE FOR DELIVERY BIKES</p> <p>3.00-18 TL</p> |
|  <p>CODE: TY 007 SIZE: 4.10-18 TUBE TYPE</p> |  <p>CODE: TY 008 SIZE: 2.75-21 TUBE TYPE</p> | |

TUBES



| SIZE | CODE |
|------------|----------|
| 300X4 | TUBE 016 |
| 350X10 | TUBE 013 |
| 120/70X12 | TUBE 014 |
| 130/60X13 | TUBE 015 |
| 90/100X14 | TUBE 028 |
| 275/300X14 | TUBE 030 |
| 250/275X17 | TUBE 018 |
| 275/300X17 | TUBE 003 |
| 225/250X18 | TUBE 002 |
| 250/275X18 | TUBE 026 |
| 275/300X18 | TUBE 004 |
| 300/325X18 | TUBE 009 |
| 325/350X18 | TUBE 050 |
| 350/375X18 | TUBE 029 |
| 410X18 | TUBE 024 |
| 275/300X19 | TUBE 033 |
| 350/375X19 | TUBE 012 |
| 275/300X21 | TUBE 025 |

RIM VALVES



CODE: VALB
RIM VALVE BENT



CODE: VALB 001
RIM VALVE SCREW BENT



CODE: VALB 002
RIM VALVE STRAIGHT CHROME










CODE: VALB 003
RIM VALVE STRAIGHT BLACK

TYRE FIX



CODE: TY FIX 002
TYRE FIX BOX
30 STRIPS IN BOX

CARBURATORS

| | | |
|--|--|---|
|  <p>CODE: CARB 001 MODEL: GY6 125 MANI: 32MM AIR FILTER: 42MM DIAPHRAM: 22MM CARB LENGTH:110</p> |  <p>CODE: CARB 002 MODEL: GY6 150 MANI: 32MM AIR FILTER: 42MM DIAPHRAM: 24MM CARB LENGTH:110</p> |  <p>CODE: CARB 007 MODEL: GY6 250 MANI: 35.5MM AIR FILTER: 49MM LENGTH: 105MM</p> |
|  <p>CODE: CARB 003 MODEL: CG 125 MANI: 26MM AIR FILTER: 38MM SLIDE: 20MM CARB LENGTH:80MM BOLT TO BOLT:42MM</p> |  <p>CODE: CARB 004 MODEL: CG 150 MANI: 27MM AIR FILTER: 38MM SLIDE: 22MM CARB LENGTH:80MM BOLT TO BOLT:42MM</p> |  <p>CODE: CARB 005 MODEL: CG 200/250 MANI: 30MM AIR FILTER: 42MM SLIDE: 24MM CARB LENGTH:80MM BOLT TO BOLT:42MM</p> |
|  <p>CODE: CARB 005A MODEL: CG 250 MANI: 30MM AIR FILTER: 42MM SLIDE: 24MM 2 CABLE WITH FUEL ADVANCE PUMP CARB LENGTH:80MM BOLT TO BOLT:42MM</p> |  <p>CODE: CARB 011 MODEL: LINHAI 260 RUSTLER MANI: 36MM AIR FILTER: 46MM CARB LENGTH:83MM</p> |  <p>CODE: CARB 20 MODEL: BWS 100 MANI: 23MM AIR FILTER: 35MM SLIDE: 15MM CARB LENGTH:84MM</p> |
|  <p>CODE: CARB 26 MODEL: GN 125 MANI: 36MM AIR FILTER: 45MM CARB LENGTH:85MM</p> |  <p>CODE: CARB 25 MODEL: GN 250 MANI: 34MM AIR FILTER: 50MM LENGTH: 107MM</p> |  <p>CODE: CARB 008 MODEL: 50CC 2 STROKE PULLSTART</p> |
|  <p>CODE: CARB 006 MODEL: TH 90 CRF70/XR75/CRF80 MANI: 17MM AIR FILTER:31MM SLIDE: 16MM CARB LENGTH:64MM BOLT TO BOLT:43MM</p> |  <p>CODE: CARB 006A MODEL: JH70 MANI: 18MM AIR FILTER: 35MM SLIDE: 15MM CARB LENGTH:72MM BOLT TO BOLT:43MM</p> |  <p>CODE: CARB 006B MODEL: DY 100 MANI: 21.5MM AIR FILTER: 38MM SLIDE: 18MM CARB LENGTH:75MM BOLT TO BOLT:42MM PITBIKES</p> |
|  <p>CODE: CARB 006C MODEL: CD 110 MANI: 19MM AIR FILTER:35MM SLIDE:15MM CARB LENGTH:71MM BOLT TO BOLT:43MM VUKA 110</p> |  <p>CODE: CARB 19 MODEL: POCKET BIKE MANI: 17MM AIR FILTER: 26MM LENGTH: 30.5MM</p> |  <p>CODE: CARB 28 MODEL: YBR 125 YAMAHA YBR 125</p> |
|  <p>CODE: CARB 29 MODEL:HONDA ACE COMPLETE CARB</p> | | |




CARBURATOR REPAIR KITS

| | | |
|---|---|---|
|  <p>CODE: CHOKE 1 MODEL: GY6 125/150</p> |  <p>CODE: CARB 009 MODEL: GY6 125 22MM</p> |  <p>CODE: CARB 010 MODEL: GY6 150 24MM</p> |
|  <p>CODE: CARB 12 MODEL: GY6 125</p> |  <p>CODE: CARB 13 MODEL: GY6 150</p> | |
|  <p>CODE: CARB 14 MODEL: CG 125</p> |  <p>CODE: CARB 15 MODEL: CG 150</p> |  <p>CODE: CARB 16 MODEL: CG 200</p> |
|  <p>CODE: CARB 17 MODEL: CD 110 CD 125 PITBIKE</p> | | |
|  <p>CODE: CARB SLIDE 1 MODEL: CG 125 SIZE: 20MMX36MM</p> |  <p>CODE: CARB SLIDE 2 MODEL: CG 150 SIZE: 22MMX38MM</p> |  <p>CODE: CARB SLIDE 3 MODEL: CG 200 SIZE: 24MMX39MM</p> |




FUEL GAUGE FLOAT

| | | |
|---|--|--|
|  <p>CODE: FUEL 14 MODEL: GY6 3 WIRES</p> | | |
|---|--|--|

FUEL PUMPS

| | | |
|--|--|---|
|  <p>CODE: FUEL 007 MODEL: GY6 FUEL PUMP BIG</p> |  <p>CODE: FUEL P5 MODEL: LINHAI FUEL PUMP</p> | <p>FUEL FILTER</p>  <p>CODE: FUEL 10 FUEL FILTER CG GY6</p> |
|--|--|---|

WATER PUMPS

| | | |
|--|---|--|
|  <p>CODE: PUMP 001 MODEL: LINHAI 260 WATER PUMP</p> |  <p>CODE: PUMP 002 MODEL: LINHAI YP 250 SCOOTERS PUMP GEAR</p> |  <p>CODE: PIPE 006 MODEL: LINHAI 260 WATER PIPE</p> |
|--|---|--|





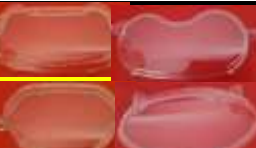
FUEL COCKS

| | | |
|---|--|---|
|  <p>CODE: FUEL 001 MODEL: GY6 FUEL PUMP SCREW IN TANK</p> |  <p>CODE: FUEL 011 MODEL: YZ CG CB 2 SCREW SHORT</p> |  <p>CODE: FUEL 008 MODEL: PITBIKE</p> |
|  <p>CODE: FUEL 004 MODEL: GY6 125 150</p> |  <p>CODE: FUEL 003 MODEL: CG 125 VELOCITY, CGL</p> |  <p>CODE: FUEL 005 MODEL: UNIVERSAL FUEL COCK UNIVERSAL</p> |
|  <p>CODE: FUEL 006 MODEL: CG/GN 2 SCREW ROUND TURNING KNOB</p> |  <p>CODE: FUEL 006A MODEL: CG/GN 2 SCREW FLAT TURNING KNOB</p> |  <p>CODE: FUEL 003A MODEL: CG 125 FUEL COCK FINE THREAD</p> |
|  <p>CODE: FUEL 009 MODEL: 50CC PULLSTART TYPE</p> |  <p>CODE: TANK 001 MODEL: CG/CGL FUEL TANK</p> | |

INSTRUMENT CLUSTER

| | | |
|--|--|--|
|  <p>CODE: CLUST 1 MODEL: GN 125</p> |  <p>CODE: CLUST 2 MODEL: CGL 125 ELECTRONIC REV</p> |  <p>CODE: CLUST 3 MODEL: E-STORM WIRES: 6+6+5L ELECTRONIC REV</p> |
|  <p>CODE: CLUST 4 MODEL: REVIVAL LEFT: IND,LIGHTS RIGHT:FUEL GAUGE WIRES: 8</p> |  <p>CODE: CLUST 5 MODEL: GY5 CABLE TYPE WIRES: 6+1L AND 4+1L</p> |  <p>CODE: CLUST 2A MODEL: CGL 125 WIRES: 5+7 CABLE REV</p> |
|  <p>CODE: CLUST 6 MODEL: CGL125 150 VELOCITY</p> | | |

SPEEDO METER LENS

| | | |
|--|--|--|
|  <p>CODE: LENS 1 MODEL: VUKA XR 125</p> |  <p>CODE: LENS 2 MODEL: ADVENTURE</p> |  <p>CODE: LENS 3 MODEL: VUKA 110 SPIRIT</p> |
|  <p>CODE: LENS 4 MODEL: VUKA XS 125</p> |  <p>CODE: LENS 5 MODEL: SET OF 4, LENS1 TO LENS 4</p> | |








INTAKE MANIFOLD

| | | |
|--|---|---|
|  | | |
|  <p>CODE: MANI 001 MODEL: GY6 125/150 1 PIN</p> |  <p>CODE: MANI 002 MODEL: GY6 125/150 2 PIN</p> |  <p>CODE: MANI 012 MODEL: GY6 50/80CC 1 PIN</p> |
|  <p>CODE: MANI 003 MODEL: CG 125 BENT ID: 28MM HOLE TO HOLE: 55MM BOLT TO BOLT: 42MM HIGHEST: 50MM LOWEST: 25MM</p> |  <p>CODE: MANI 004 MODEL: CG 150 STRAIGHT ID: 28MM HOLE TO HOLE: 55MM BOLT TO BOLT: 43MM HIGHEST: 40MM LOWEST: 36MM</p> |  <p>CODE: MANI 013 MODEL: CG 125 BENT 1 PIN ID: 28MM HOLE TO HOLE: 55MM BOLT TO BOLT: 42MM HIGHEST: 50MM LOWEST: 27MM</p> |
|  <p>CODE: MANI 035 MODEL: CG 125 STRAIGHT 1 PIN ID: 29MM HOLE TO HOLE: 55MM BOLT TO BOLT: 42MM HIGHEST: 39MM LOWEST: 35MM</p> |  <p>CODE: MANI 005 MODEL: CG 200 ID: 30MM HOLE TO HOLE: 55MM BOLT TO BOLT: 42MM HIGHEST: 38MM LOWEST: 34MM</p> |  <p>CODE: MANI 014 MODEL: CG 200 BENT ID: HOLE TO HOLE: BOLT TO BOLT: HIGHEST: LOWEST:</p> |
|  <p>CODE: MANI 036 MODEL: TB 125/150 ID: 28MM HOLE TO HOLE: 56MM BOLT TO BOLT: 42MM HIGHEST: 35MM LOWEST: 32MM</p> |  <p>CODE: MANI 030 MODEL: TB 200 ID: 31MM HOLE TO HOLE: 55MM BOLT TO BOLT: 42MM HIGHEST: 37MM LOWEST: 35MM</p> |  <p>CODE: MANI 032 MODEL: CH 250 1 PIN ID: 32MM HOLE TO HOLE: 49MM</p> |
|  <p>CODE: MANI 010 MODEL: GN 125 ID: 24MM HOLE TO HOLE: 53MM</p> |  <p>CODE: MANI 016 MODEL: CG 125/150 ID: 28MM HOLE TO HOLE: 56MM BOLT TO BOLT: 42MM HIGHEST: 57MM LOWEST: 36MM</p> |  <p>CODE: MANI 020 MODEL: MC-54 LINHAI 260 ID: 29MM HOLE TO HOLE: 55MM</p> |






INTAKE MANIFOLD GASKETS

| | | |
|--|--|---|
|  <p>CODE: MANI 006 MODEL: GY6 125/150 INTAKE MANIFOLD GASKET</p> |  <p>CODE: MANI 008 MODEL: JH 70/110 INTAKE MANIFOLD GASKET</p> |  <p>CODE: MANI 026 MODEL: CG 125/150 INTAKE MANIFOLD GASKET</p> |
|  <p>CODE: MANI 025 MODEL: CG 200 INTAKE MANIFOLD GASKET</p> |  <p>CODE: MANI 037 MODEL: CG 125, 150, 200CC INTAKE MANIFOLD SEAL CARBURETOR</p> | |

SPROCKETS FRONT

| | | |
|--|--|--|
|  <p>CODE: SPRO 001 MODEL: HONDA ACE CD 110 SPLINE: 14/17 TEETH: 14 PITCH:428</p> |  <p>CODE: SPRO 002 MODEL: AX 100 SPLINE: 16/20 TEETH: 14 428</p> |  <p>CODE: SPRO 003 MODEL: CG 125 SPLINE: 18/20 TEETH: 15 428</p> |
|  <p>CODE: SPRO 013 MODEL: GN 125 SPLINE: 18/20 TEETH: 16 428</p> |  <p>CODE: SPRO 017 MODEL: YBR 125 SPLINE: 16/20 TEETH: 16 428</p> |  <p>CODE: SPRO 018 MODEL: GN 125 SPLINE: 18 TEETH: 16 428</p> |
|  <p>CODE: SPRO 022 MODEL: YBR 125 SPLINE: 16/20 TEETH: 14T 428</p> | | |

SPROCKETS REAR

| | | |
|--|---|--|
|  <p>CODE: SPRO 004 MODEL: TB/CD 110 CENTER: 54MM HOLE TO HOLE: 49MM HOLES ACROSS:70MM BOLT HOLE SIZE: 8.5 TEETH: 36 PITCH: 428 FLAT</p> |  <p>CODE: SPRO 005 MODEL: AX 100 CENTER: 52MM HOLE TO HOLE: 48MM HOLES ACROSS: 68 BOLT HOLE SIZE: 8.5 TEETH: 42 PITCH: 428 FLAT</p> |  <p>CODE: SPRO 006 MODEL: CG 125 CENTER: 58MM HOLE TO HOLE:64MM HOLES ACROSS: 90MM BOLT HOLE SIZE: 10.5 TEETH: 38 PITCH: 428 FLAT</p> |
|  <p>CODE: SPRO 008 MODEL: YBR 125 CENTER: 64MM HOLE TO HOLE:57MM HOLES ACROSS:80MM BOLT HOLE SIZE: 8,5MM TEETH: 45 PITCH: 428 FLAT</p> |  <p>CODE: SPRO 009 MODEL: Velocity E-storm CENTER: 64MM HOLE TO HOLE: 57MM HOLES ACROSS: 80MM BOLT HOLE SIZE: 8.5 TEETH: 38 PITCH: 428 DOMED</p> |  <p>CODE: SPRO 011 MODEL: E-STORM/ GPR CENTER: 64MM HOLE TO HOLE: 57MM HOLES ACROSS:80MM BOLT HOLE SIZE: 8.5 TEETH: 41 PITCH: 428 DOMED</p> |
|  <p>CODE: SPRO 015 MODEL: HONDA ACE CENTER: 58MM HOLE TO HOLE:MM HOLES ACROSS:MM BOLT HOLE SIZE: 10.5 TEETH: 40 PITCH: 428 FLAT</p> |  <p>CODE: SPRO 016 MODEL: SYM XS CENTER: 64MM HOLE TO HOLE: 57MM HOLES ACROSS:80MM BOLT HOLE SIZE:8.5 TEETH:40 PITCH: 428 FLAT</p> |  <p>CODE: SPRO 012 MODEL: GN 125 CENTER: 58 HOLE TO HOLE:55MM HOLES ACROSS:78MM BOLT HOLE SIZE: 8.5MM TEETH: 42 PITCH: 428 FLAT</p> |
|  <p>CODE: SPRO 019 MODEL: CGL 125 CENTER: 58MM HOLE TO HOLE:55MM HOLES ACROSS:78MM BOLT HOLE SIZE: 8.5 TEETH: 38 PITCH: 428 FLAT:</p> | | |


SPROCKET FRONT AND BACK KITS

| | | |
|--|---|---|
|  <p>CODE: SPRO 050 MODEL: YBR 125 SPROCKET KIT 45T + 14T 428PITCH</p> |  <p>CODE: SPRO 051 MODEL: CD110 SPROCKET KIT 36T + 14T 428PITCH</p> |  <p>CODE: SPRO 052 MODEL: GPR/CGL/ E-STORM/VELOCITY SPROCKET KIT DOMED 41T + 15T 428PITCH</p> |
|  <p>CODE: SPRO 053 MODEL: XR 125 SPROCKET KIT 54T + 17T 428 PITCH PRICE: R147.20 Incl.</p> |  <p>CODE: SPRO 054 MODEL: Velocity E-storm CENTER: 64MM HOLE TO HOLE: 57MM HOLES ACROSS: 80MM BOLT HOLE SIZE: 8.5 TEETH: 38 and 15T PITCH: 428 DOMED</p> |  <p>CODE: SPRO 010 MODEL: CG 125 SPROCKET AND CHAIN KIT CENTER: 58MM HOLE TO HOLE:64MM HOLES ACROSS: 90 BOLT HOLE SIZE: 10.5 TEETH: 38 FRONT: 15T 18/20</p> |

SPROCKET ACCESSORIES **RIMS**



CODE: SPRO 007
MODEL: **CG 125**
SPROCKET LOCKING
PLATE



CODE: SPRO 014
MODEL: **CD 110**
SPROCKET LOCKING
PLATE




CODE: RIM 001
MODEL: **CGL 125**
FRONT RIM
DRUM BRAKE
1,4X18
FITS VELOCITY 150



CODE: HUB LOCK 01
MODEL: CG 125
LOCK PLATE AND
BOLT SET



CODE: HUB LOCK 02
MODEL: CD 110
LOCK PLATE AND
BOLT SET



CODE: RIM 002
MODEL: **CGL 125**
FRONT RIM
DRUM BRAKE
1,4X18
FITS VELOCITY 150

CHAINS



CODE: CHA 001
MODEL: 428H 136L
CHAIN



CODE: CHA 008
MODEL: 520 124L
CHAIN



CODE: CHA 002
MODEL: 420H 138L
CHAIN



CODE: CHA 001A
MODEL: 428H 136L
CHAIN GOLD COLOR



CODE: CHA 009
MODEL: 428H
LINK



CODE: CHA 010
MODEL: 420
LINK



CODE: TOOL 003
CHAIN BREAKING
TOOL

SWING ARMS



CODE: SWING 1
MODEL: **CGL 125 150**
VELOCITY




CODE: RUB 05
MODEL: **CGL 125 150**
VELOCITY
CHAIN GUARD RUBBER

AXLE BOLT AND NUT



CODE: NUT 002
MODEL: **CGL 150**
CGL, **FRONT WHEEL**
AXLE BOLT,NUT, BUSH



CODE: NUT 003
MODEL: **CGL 150**
CGL REAR WHEEL
AXLE BOLT,NUT,


CHAIN TENTIONERS / ADJUSTERS

| | | |
|--|---|---|
|  <p>CODE: TEN 001 MODEL: CG 125 CHAIN TENTIONER</p> |  <p>CODE: TEN 002 MODEL: CD 110 CHAIN TENTIONER</p> |  <p>CODE: TEN 003 MODEL: CGL 125 CHAIN TENTIONER</p> |
|  <p>CODE: TEN 004 MODEL: CG 125 GN125 CHAIN TENTIONER</p> |  <p>CODE: TEN 005 MODEL: CG 125 CHAIN TENTIONER ID HOLE 18MM</p> | |






HUBS REAR

| | | |
|---|--|--|
|  <p>CODE: HUB 003 MODEL: CGL 125 150 E-STORM VELOCITY</p> |  <p>CODE: HUB 11 MODEL: CD 110 REAR HUB WITH BEARINGS</p> |  <p>CODE: HUB 11A MODEL: CD110 REAR HUB NO BEARINGS</p> |
|  <p>CODE: HUB 12 MODEL: GN125 REAR HUB</p> | |  <p>CODE: STUD MODEL: CD 110 REAR HUB STUD</p> |

HUBS FRONT

| | | |
|--|---|--|
|  <p>CODE: HUB 15A MODEL: CGL 125 150 VELOCITY FRONT BRAKE ARM ASSEMBLY</p> |  <p>CODE: HUB 15 MODEL: CGL 125 150 VELOCITY FRONT HUB</p> | |
|--|---|--|

BRAKE RODS

| | | |
|--|---|--|
|  <p>CODE: BRROD 001 MODEL: CD 110</p> |  <p>CODE: BRROD 002 MODEL: CG 125</p> |  <p>CODE: BRROD 004 MODEL: CG 125/150 VELOCITY LITTLE LONGER THAN BRROD 002</p> |
|  <p>CODE: BRROD 003 MODEL: GN 125</p> | |  <p>CODE: R BAR 1 MODEL: CG 125/150 CGL AND VELOCITY BACK BRAKE RETAINING ROD WITH BOLT AND PIN</p> |

BUSHES REAR DAMPERS

| | | |
|--|---|--|
|  <p>CODE: BUSH 001 MODEL: CG 125 SET OF 4 BUSHES/DAMPERS ID:9MM OD:24MM W15.5MM:S 18MM</p> |  <p>CODE: BUSH 030 MODEL: WY 125 SET OF 4 BUSHES/DAMPERS ID:9.3MM OD:24MM W20MM:S 18.5MM</p> |  <p>CODE: BUSH 031 MODEL: CBT 125 SET OF 4 BUSHES/DAMPERS ID:9.3MM OD:28MM W22MM:S 20MM</p> |
|--|---|--|

BUSHES ENGIN MOUNTING

| | | |
|--|--|--|
|  <p>CODE: BUSH 003 MODEL: GY6 125 SET OF 2 ENGIN MOUNTING ID:10MM OD:28MM W20MM:S 22MM</p> | | |
|--|--|--|

SWING ARM BUSHES

| | | |
|--|--|---|
|  <p>CODE: BUSH 009 MODEL: WY 125 SET OF 2 SWING ARM BUSHES ID: 12MM OD: 25MM W 44.5MM:S 41MM</p> |  <p>CODE: BUSH 008 MODEL: CG 125 SET OF 2 SWING ARM BUSHES ID: 12MM OD:25 MM W 34.5 MM :S 34 MM</p> |  <p>CODE: BUSH 013 MODEL: CG200/250 SET OF 2 SWING ARM BUSHES ID: 12MM OD:28 MM W 39.5 MM :S 36,5 MM</p> |
|  <p>CODE: BUSH 010 MODEL: YBR 125 SET OF 2 SWING ARM BUSHES ID: 14 MM OD: 24MM W 44.5MM:S 35 MM</p> |  <p>CODE: BUSH 011 MODEL: GS 125 SET OF 2 SWING ARM BUSHES ID: 14 MM OD:26MM W 53MM:S 42.5 MM</p> |  <p>CODE: BUSH 004 MODEL: GY6 125 SET OF 2 SWING ARM ID:10.4MM OD:30 W29.5MM:S 35MM</p> |

HUB STUD REAR BUSHES

| | | |
|--|--|--|
|  <p>CODE: BUSH 002 MODEL: CG 125 SET OF 4 SCREW STUDS</p> |  <p>CODE: BUSH 012 MODEL: CBT 125 (SET OF 4) L:41MM SCREW STUDS PIN DIAMETER: 9MM THREAD: 10MM</p> | |
|--|--|--|

RUBBERS PANELS AND MAIN STAND

| | | |
|---|--|--|
|  <p>CODE: RUB 01 PANEL CLIP RUBBERS BIG</p> |  <p>CODE: RUB 02 PANEL CLIP RUBBERS SMALL</p> |  <p>CODE: RUB 04 MODEL: GY6 125 MAIN STAND RUBBER</p> |
|---|--|--|

| |
|--|
|  <p>CODE: RUB 05 CGL 125 150 VELOCITY CHAIN GUARD RUBBER</p> |
|--|

CUSHION DAMPERS/ HUB RUBBERS



| MODEL: | CODE: | |
|-----------------------------|----------|--|
| CG CGL 125 75mm | DAMP 001 | |
| CG CGL 125 79mm VELOCITY | DAMP 006 | |
| DY 100/110 68.5mm | DAMP 003 | |
| GN 125 80mm | DAMP 004 | |
| YBR 125 79mm | DAMP 005 | |
| JH 70 68mm | DAMP 002 | |

SPEEDO DRIVES



CODE: SPEED 1
MODEL: **GY6**
SPEEDO DRIVE



CODE: SPEED 2
MODEL: **CG/ XR**
SPEEDO DRIVE



CODE: SPEED 3
MODEL: **REVIVAL
YESTERDAY**
SPEEDO DRIVE

MUFFLERS



CODE: MUFF 13
MODEL: **GY6 150**



CODE: MUFF 11
MODEL: **GY6 125**
10 INCH WHEEL
2 BRACKETS FOR
MUD GUARD



CODE: MUFF 14
MODEL: **GY6 150**
13 INCH WHEEL
WILL FIT 170 CC
ENTERPRIZE



CODE: MUFF 016
MODEL: **GY6**
FISH MOUTH
MUFFLER



CODE: MUFF 15
MODEL: **BWS 100**



CODE: MUFF 10
MODEL:
ADVENTURE
LONG



CODE: MUFF 016A
MODEL: **GY6**
FISH MOUTH
MUFFLER TYPE 2



CODE: MUFF 029
MODEL: **GY6**
CARBON
RACING



CODE : MUFF BR VEL
MODEL CGL 125 150

MUFFLER BRACKET



**ARRIVING
SOON END
OCTOBER**

CODE: MUFF 17
MODEL: **CGL 125**
150
VELOCITY












MUFFLER ACCESSORIES

| | | |
|---|--|--|
|  <p>CODE: MUFF 022 MODEL: GY6 MANIFOLD ADVENTURE</p> |  <p>CODE: MUFF 002 MODEL: CG HALF MOONS MUFFLER</p> |  <p>CODE: MUFF 012 MODEL: GY6 MANIFOLD GASKET MUFFLER</p> |
|  <p>CODE: MUFF 001 MODEL: GY6 MUFFLER CLAMPS SET OF 2 115MM DIAMETER</p> |  <p>CODE: MUFF 001A MODEL: GY6 MUFFLER CLAMPS SET OF 2 105MM DIAMETER</p> |  <p>CODE: MUFF 002A MODEL: CG MUFFLER FRONT END BRACKETS</p> |

TOP BOXES

| | |
|--|--|
|  <p>CODE: TOP 001 TOP BOX SMALL</p> |  <p>CODE: TOP 002 TOP BOX 24 LITER</p> |
|--|--|

MIRRORS

| | | |
|---|---|---|
|  <p>CODE: MIR 001 MODEL: GY6 8 MM</p> |  <p>CODE: MIR 007 MODEL: GY6 10 MM</p> |  <p>CODE: MIR 009 YAMAHA BWS 10 MM LEFT HAND LEFT HAND THREAD</p> |
|  <p>CODE: MIR 005 MODEL: ADVENTURE WITH INDICATORS</p> |  <p>CODE: MIR 003 MODEL: CG 8 MM</p> |  <p>CODE: MIR 004 MODEL: CG 10 MM</p> |
|  <p>CODE: MIR 013 MODEL: CG 10 MM SQUARE TYPE</p> |  <p>CODE: MIR 010A MODEL: SH1235 8 MM BOLTS "SPECIAL"</p> |  <p>CODE: MIR 010 MODEL: SH1235 8 MM AND 10MM BOLTS</p> |
|  <p>CODE: MIR 008 MODEL: YESTERDAY REVIVAL 10 MM</p> |  <p>CODE: MIR 011 MODEL: GPR 10 MM</p> | |

THROTTLE CABLES

| | | |
|--|---|---|
|  <p>CODE: CABLE 001 MODEL: GY6 1800MM THROTTLE</p> |  <p>CODE: CABLE 001A MODEL: GY6 2100MM THROTTLE</p> |  <p>CODE: CABLE 024 MODEL: PITBIKE CASING: 730MM INNER: 800MM THROTTLE</p> |
|  <p>CODE: CABLE 002 MODEL: GY6 1800MM PLATE THROTTLE</p> |  <p>CODE: CABLE 002A MODEL: GY6 2100MM PLATE THROTTLE</p> |  <p>CODE: CABLE 015 MODEL: CD 110 THROTTLE AND SOME PITBIKES</p> |
|  <p>CODE: CABLE 003 MODEL: CG 125/150 CASING: 900MM INNER: 1000MM THROTTLE</p> |  <p>CODE: CABLE 004 MODEL: CG 200 CASING: 1015MM INNER: 1115MM THROTTLE</p> |  <p>CODE: CABLE 027 MODEL: CG 250 1 INTO 2 SPLIT THROTTLE</p> |
|  <p>CODE: CABLE 030 MODEL: YBR 125 THROTTLE</p> |  <p>CODE: CABLE 017 MODEL: XR GY5 CASING: 940MM INNER: 1050MM THROTTLE</p> |  <p>CODE: CABLE 016 MODEL: GN 125 THROTTLE</p> |
|  <p>CODE: CABLE 005 MODEL: AX 100 THROTTLE</p> |  <p>CODE: CABL 055 DESCRIPTION: LIN HAI THROTTLE CABLE BOTTOM PULL CABLE</p> |  <p>CODE: CABLE 031 MODEL: YBR TYPE 2 CASING: 860MM INNER: 990MM THROTTLE</p> |
|  <p>CODE: CABLE 062 MODEL: BWS 100 LIMITED STOCK</p> | <p>CODE: CABLE 097 MODEL: HONDA ACE THROTTLE</p> <p>ARRIVING SOON END OCTOBER</p> | |

CLUTCH CABLES

| | | |
|---|--|--|
|  <p>CODE: CABLE 008 MODEL: CG 125 CASING: 925MM INNER: 1030MM CLUTCH</p> |  <p>CODE: CABLE 029 MODEL: CG 150 CASING: 990 MM INNER: 1080MM VELOCITY SANLING</p> |  <p>CODE: CABLE 029A MODEL: CG 150 CASING: 990 MM INNER: 1080MM VELOCITY JWBP</p> |
|  <p>CODE: CABLE 009 MODEL: CG 200 CASING: 1140MM INNER: 1250MM CLUTCH</p> |  <p>CODE: CABLE 006 MODEL: CG 250 CASING: 1140MM INNER: 1275MM CLUTCH</p> | <p>CODE: CABLE 084 MODEL: HONDA ACE CLUTCH</p> <p>ARRIVING SOON END OCTOBER</p> |
|  <p>CODE: CABLE 078 MODEL: YBR 125 2004-2014 SANLING</p> |  <p>CODE: CABLE 078A MODEL: YBR 125 2004-2014 JWBP</p> | |

SPEEDO CABLES





| | | |
|--|--|---|
|  <p>CODE: CABLE 011 MODEL: XR CASING: 1100MM OD: 11.9 MM SPEEDO CABLE</p> |  <p>CODE: CABLE 011A MODEL: CG CASING: 1100MM OD: 14 MM SPEEDO CABLE</p> |  <p>CODE: CABLE 013 MODEL: GN 125 SQUARE TO FEMALE SPEEDO CABLE</p> |
|  <p>CODE: CABLE 012 MODEL: GY6 SQUARE TO SQUARE SPEEDO CABLE CASING: 940MM</p> |  <p>CODE: CABLE 012A MODEL: UNIVERSAL SQUARE TO SQUARE SPEEDO CABLE CASING: 1100MM</p> |  <p>CODE: CABLE 018 MODEL: CG 125 SQUARE TO FEMALE SPEEDO CABLE CASING: 800MM</p> |
|  <p>CODE: CABLE 020 MODEL: REVIVAL SPEEDO CABLE CASING: 950MM</p> |  <p>CODE: CABLE 019 MODEL: CD 110 SPEEDO CABLE CASING: 932MM</p> |  <p>CODE: CABLE 072 MODEL: CGL 150 VELOCITY SPEEDO CABLE</p> |

CODE: CABLE 085
MODEL: HONDA
HONDA ACE 125
SPEEDO CABLE

ARRIVING SOON END OCTOBER



BRAKE CABLES

| | | |
|--|---|--|
|  <p>CODE: CABLE 022 MODEL: GY6 INNER: 2125MM BRAKE CABLE</p> |  <p>CODE: CABLE 021 MODEL: GY6 INNER: 1980MM BRAKE CABLE</p> |  <p>CODE: CABLE 023 MODEL: CD 110 INNER: 1215MM BRAKE CABLE</p> |
|  <p>CODE: CABLE 077 MODEL: CGL 150 FRONT BRAKE CABLE VELOCITY</p> | | |

MOTORCYCLE BATTERIES

| ITEM CODE | DESCRIPTION | CAPACITY 20 / hr RATE | VOLTAGE | LENGTH MM | WIDTH MM | HEIGHT MM | TERMINAL LAYOUT | |
|-----------|------------------|-----------------------------|---------|--------------|-------------|--------------|--------------------|--|
| CT-1204 | YTX4L-BS/YB4L-A | 4 | 12v | 114 | 70 | 87 | RHP | |
| CT-1205 | YTX5L-BS/YT5L-BS | 5 | 12v | 114 | 70 | 106 | RHP | |
| CT-1205.1 | 12N5-3B/YB5L-B | 5 | 12v | 120 | 61 | 129 | RHP | |
| CT-1207 | YTX7A-BS | 7 | 12v | 150 | 86 | 94 | LHP | |
| CT-1207.1 | YTX7L-BS | 7 | 12v | 114 | 70 | 132 | RHP | |
| CT1207.2 | YTZ7S | 7 | 12v | 114 | 70 | 108 | RHP | |
| CT-1208 | YT7B-BS/YT7B-4 | 8 | 12v | 150 | 65 | 93 | LHP | |
| CT-1209 | YTX9-BS | 9 | 12v | 150 | 86 | 108 | LHP | |
| | | | | | | | | |
| CT-1210 | 12N9-4B-1 | 10 | 12v | 137 | 77 | 135 | LHP | |
| CT1210.1 | YTZ10S | 10 | 12v | 150 | 86 | 93 | LHP | |

NOTE

1. All prices are quoted including VAT.
2. Prices quoted against existing stocks and are subject to change without notice.
3. All batteries are type AGM. They are maintenance free.(do not add acid) AND HAS A 12 month warranty